

PUBLIC NOTICE
CITY COUNCIL MEETING
September 6, 2022

THE CITY OF EVERGLADES CITY, WILL HOLD A CITY COUNCIL MEETING ON **TUESDAY SEPTEMBER 6, 2022 AT 7:00 PM** CONDUCTED HYBRID WITH SOME COUNCIL MEMBERS AND STAFF PRESENT IN PERSON, COUNCIL CHAMBERS AT CITY HALL EVERGLADES CITY, FLORIDA, AND OTHERS PRESENT BY VIDEO CONFERENCE

- 1. CALL TO ORDER**
- 2. INVOCATION AND PLEDGE OF ALLEGIANCE**
- 3. ROLL CALL**
- 4. APPROVAL, ADDITIONS, OR DELETIONS TO AGENDA**
- 5. REPORTS**
 - a. Mayor's Report
 - b. Approval of Minutes dated 8-2-22
 - c. Acceptance of Financial Statement/July 2022
 - d. Collier County Sheriff's Department Report
 - e. Greater Naples Fire District Report
 - f. Utilities Report-Lloyd Beaty
 - g. Building Inspector/P & Z/Code Enforcement-Terry Smallwood
 - h. Financial Administrators Report-Tammie Pernas
- 6. PRESENTATIONS**

Celebrating 100 years (Collier County)/Flags-Banners for light poles/Patty Huff
- 7. PRIMARY BUSINESS**
 - a. Consideration and approval of First Reading of Resolution 2022-05 /tentative millage
 - b. Consideration and approval of First Reading of Resolution 2022-06 /tentative budget
 - c. Consideration and approval of Resolution 2022-07/Amendment 5 to Loan Agreement WW110922
 - d. Consideration and approval of Resolution 2022-08/COE Grant Policies and Procedures
 - e. Consideration of Bad Debts for 2021/2022
 - f. Consideration of City Owned Dock Leases (6 month)
 - g. Consideration of Resolution 2022-09/Variance/201 Copeland Avenue N/Seahorse 201 LLC
- 8. PUBLIC COMMENT**
- 9. CITY REPORTS**
 - a. Council Members: Vicky Wells, Josh Minton, Michael McComas, Tony Pernas, Parker Oglesby
 - b. City Attorney
 - c. Mayor
- 10. ADJOURNMENT**

□

**PUBLIC NOTICE
CITY COUNCIL MEETING
September 6, 2022**

THE CITY OF EVERGLADES CITY, WILL HOLD A CITY COUNCIL MEETING ON **TUESDAY SEPTEMBER 6, 2022 AT 7:00 PM** CONDUCTED HYBRID WITH SOME COUNCIL MEMBERS AND STAFF PRESENT IN PERSON, COUNCIL CHAMBERS AT CITY HALL EVERGLADES CITY, FLORIDA, AND OTHERS PRESENT BY VIDEO CONFERENCE.

1. CALL TO ORDER

Mayor Grimm called the meeting to order at 7:00 pm.

2. INVOCATION AND PLEDGE OF ALLEGIANCE

Mayor Grimm gave the Invocation.

Councilperson Oglesby led the Pledge of Allegiance.

3. ROLL CALL

Josh Minton, Vicky Wells, Tony Pernas, Parker Oglesby, Mike McComas (zoom), Mayor Grimm, City Attorney Zach Lombardo, City Clerk Dottie Joiner, City Clerk Assistant Karen Cochran.

Councilperson Minton made a motion to approve Councilperson McComas to attend by zoom.

Councilperson Pernas second.

Discussion-None.

All in favor.

4. APPROVAL, ADDITIONS, OR DELETIONS TO AGENDA

None.

5. REPORTS

a. Mayor's Report

Mayor Grimm-We had an audit with DEO-we did receive the \$190,000 for repairs-will have second reading of millage and budget September 15, 2022 @ 6:00 pm.

b. Approval of Minutes dated 8-2-22

Councilperson Oglesby made a motion to approve the minutes dated 8-2-22.

Councilperson Wells second.

Discussion-None.

All in favor.

c. Acceptance of Financial Statement/July 2022

Councilperson Minton made a motion to accept the financial statement July 2022.

Councilperson Wells second.

Discussion-None.

All in favor.

d. Collier County Sheriff's Department Report

Sgt Adam Hall-See attached report.

Mayor Grimm-I appreciate all you do.

e. Greater Naples Fire District Report

Absent.

f. Utilities Report-Lloyd Beaty

It has been an average month-some progression at the wastewater plant.

Mayor Grimm-I appreciate all you do.

Councilperson Oglesby-Me too.

Councilperson Pernas-We all do.

g. Building Inspector/P & Z/Code Enforcement-Terry Smallwood

Will have Planning & Zoning and Code on September 20, 2022.

h. Financial Administrators Report-Tammie Pernas

Working on the Millage and the Budget and the SRF that you have in front of you-
also working on the P & P with Zach.

6. PRESENTATIONS

a. Celebrating 100 years (Collier County)/Flags-Banners for light poles/Patty Huff

See attached presentation.

7. PRIMARY BUSINESS

a. Consideration and approval of First Reading of Resolution 2022-05 /tentative millage

Councilperson Wells moved to approve Resolution 2022-05/tentative millage.

Councilperson Minton second.

Discussion-None.

All in favor.

b. Consideration and approval of First Reading of Resolution 2022-06 /tentative budget

Councilperson McComas moved to approve Resolution 2022-06/tentative budget.

Councilperson Wells second.

Discussion-

All in favor.

c. Consideration and approval of Resolution 2022-07/Amendment 5 to Loan Agreement WW110922

Councilperson Pernas made a motion to approve Resolution 2022-07/Amendment 5 to Loan Agreement WW110922.

Councilperson Oglesby second.

Discussion-

All in favor.

- d. **Consideration and approval of Resolution 2022-08/COE Grant Policies and Procedures**

Councilperson Minton made a motion to approve Resolution 2022-08/COE Grant Policies and Procedures.

Councilperson Oglesby second.

Discussion-City Attorney Zach Lombardo-this is coming from 2 directions feedback needed to formalize grant controls and following grant rules.

All in favor.

- e. **Consideration of Bad Debts for 2021/2022**

Councilperson Minton made a motion to approve Bad Debts 2021-2022.

Councilperson Wells second.

Discussion-None.

All in favor.

- f. **Consideration of City Owned Dock Leases (6 month)**

Councilperson Wells moved to approve City Owned Dock Leases (6 month)

Councilperson Minton second.

Discussion-None.

All in favor.

Councilperson Minton-Dock Station 241 John Wilson is being charged \$6 a foot and no water charge I would like to make a motion to restore dock station 241 to \$12 a foot plus water.

Councilperson Oglesby second.

Discussion-

All in favor.

Terry Smallwood-I have been asked about canopies over boats at the leased docks?

Can we schedule a workshop on this?

Mayor Grimm-Dock workshop scheduled for September 15, 2022 @ 6:30 pm.

- g. **Consideration of Resolution 2022-09/Variance/201 Copeland Avenue N/Seahorse 201 LLC**

City Attorney Zach Lombardo-for this item we will need Quasi-Judicial ex parte disclosure.

Councilperson Minton-Talked to owner briefly.

Councilperson Wells-Talked with Terry.

Councilperson Pernas-Talked with Terry.

Councilperson Oglesby-Talked with Terry.

Councilperson McComas-Talked with no one.

City Attorney Zach Lombardo swears in Terry Smallwood.

Councilperson Minton made a motion to approve variance for 201 Copeland Avenue.

No second.

Motion dies.

Councilperson McComas made a motion to not approve variance for 201 Copeland Avenue.

Councilperson Pernas second.

Discussion-Councilperson Oglesby-does this pertain to the intersection?

Terry Smallwood-corner hedge would have to be trimmed down.

Councilperson Pernas-This doesn't meet any of the criteria-once you set precedence you can't take it back.

All in favor.

8. PUBLIC COMMENT

Blake Harrison-City Council met with Wildland-are they going to have a meeting or anything with the public?

City Attorney Zach Lombardo-They are preliminary setting rules for the property.

9. CITY REPORTS

a. Council Members:

Vicky Wells-LCEC cleaned up their lot-City Attorney was to do a letter to them but I thought being the city is treated well by them I would call Craig Woodward to speak to the board-now that boat needs to be moved.

Josh Minton-No report.

Michael McComas-I will be sitting on the Florida League of Cities in hopes we will be aware of anything in the future.

Tony Pernas-Howie, Dottie and I met with a local rep for the Technology Planning Team on broadband needs-keep an eye out for the survey.

Parker Oglesby-Thank you personally Vicky for the tower coming down.

Vicky Wells-Tricia brags on the City of Everglades.

Parker Oglesby-On the other state land if it is ours...

Mayor Grimm-It is not ours.

Terry Smallwood-They wanted us to manage it at one time.

b. City Attorney

Zach Lombardo-On the DEP loan-have been so cooperative they extended it and didn't have to-storm water RFQ we have drafted RFQ to get an engineer-don't have storm water plan for the streets-need LDC amendment for storm water-maybe a conversation with the county on engineering.

Councilperson McComas-Apples and Oranges-county has specific LDC rules-write the rule set for residential and commercial.

Zach Lombardo-we don't know the cost-the city would be funding-these are regulations that will seriously-something is needed to help regulate the building here.

Mayor Grimm-Maybe Jamie can help us.

Councilperson Wells-Something that needs to be done-we can talk to engineers without RFQ.

Councilperson McComas-From a budgetary once we have initial cost each permit cost will be in the plan.

Zach Lombardo-Get cost for general consulting engineer.

Councilperson Wells-If you are comfortable council can get prices for general engineer and storm water engineer.

Zach Lombardo-On the boat dock cover I will look at Marco they are on the website-thank you for making time to meet with Mr. Cox on short notice-we are in the right spot.

c. Mayor

Mayor Grimm-There is a letter in your packet from the City of Marathon-it is pretty cool-be proud of your sewer plant.

10. ADJOURNMENT


Councilperson Oglesby made a motion to adjourn the meeting at 8:35 pm.

Councilperson Minton second.

Discussion-None.


All in favor.

ATTEST:


Dottie Joiner, City Clerk



Howell Grimm Jr., Mayor


Vicky Wells, Councilperson


Josh Minton, Councilperson


Michael McComas, Councilperson


Tony Pernas, Councilperson


Parker Oglesby, Councilperson

ATTENDANCE SIGN IN SHEET

[illegible]

ZOOM ATTENDANCE

[illegible]

**CITY OF EVERGLADES CITY
NOTICE OF MEETING AND AGENDA**

Everglades City Council

Mayor: Howell Grimm, Jr.

Mayor Pro Tem: Vicky Wells

City Council Members:

Josh Minton, Tony Pernas, Parker Oglesby, Michael McComas

City Attorney: Zach Lombardo*City Clerk: Dottie Joiner

**AGENDA ITEM
NUMBER** 5.6.

THE CITY OF EVERGLADES CITY WILL HOLD A REGULAR CITY COUNCIL MEETING ON **TUESDAY, AUGUST 2, 2022, AT 7:00 PM** CONDUCTED HYBRID WITH A QUORUM OF COUNCIL MEMBERS PRESENT IN COUNCIL CHAMBERS AT CITY HALL EVERGLADES CITY, FLORIDA AND OTHERS PRESENT BY VIDEO CONFERENCE.

1. CALL TO ORDER

2. Mayor Grimm called the meeting to order at 7:00 pm.

3. INVOCATION AND PLEDGE OF ALLEGIANCE

City Attorney Zach Lombardo led the Pledge of Allegiance.

Mayor Grimm gave the Invocation.

4. ROLL CALL

Josh Minton, Vicky Wells, Tony Pernas, Parker Oglesby, Michael McComas (zoom), Mayor Grimm, City Attorney Zach Lombardo, City Clerk Dottie Joiner, Assistant to the City Clerk Karen Cochran.

Councilperson Minton made a motion to accept Councilperson McComas to attend by zoom.

Councilperson Wells second.

Discussion-None.

All in favor.

Attendance: see attached sign in sheet.

Attendance by zoom: see attached zoom attendance sheet.

5. APPROVAL, ADDITIONS, OR DELETIONS TO AGENDA

None.

6. REPORTS

a. Mayor's Report

Mayor Grimm-The tower construction has started hopefully not to long-I know the concrete has to cure.

b. Approval of Minutes dated 7-5-22

Councilperson Oglesby made a motion to approve the minutes dated 7-5-22.

Councilperson Pernas second.

Discussion-None.

All in favor.

c. Acceptance of Financial Statement/June 2022

Councilperson Minton made a motion to accept Financial Statement/June 2022

Councilperson Wells second.

Discussion-

All in favor.

d. Collier County Sheriff's Department Report

Sgt Adam Hall-see attached report.

Mayor Grimm-the kids had a blast and it was a good turn out-thank you for all you do.

e. Greater Naples Fire District Report

Absent.

f. Utilities Report

Utilities Director Lloyd Beaty-Been a busy month with grinder pump calls-new pump in a lift station-they are scratching around some at the sewer plant getting ready to get started soon-we are starting on the fire hydrants-some grates will be repaired-the city dock is now repaired with new planks.

Mayor Grimm-Thank you sir.

g. Building Inspector/P & Z/Code Enforcement Report

City Staff Terry Smallwood-We will have a P & Z meeting on the 16th of this month-meeting in the morning with Rich Long and Timothy Crotts Collier County on licensing-Mr. Noonan has retired-last I heard 2 inspectors will rotate.

Mayor Grimm-Thank you sir.

h. Financial Administrators Report

Financial Administrator Tammie Pernas-Received official notification from HUD we will receive 2 million for the Chokoloskee lift station and 3 million for the wastewater plant-we will have 2 more meetings with HUD this month-DEP (SRF) they will go over the funding to see if possible for any loan forgiveness-DEP vulnerability grant award will be announced by the end of the year-still working with DEO on the wastewater treatment plant repair grant-waiting for reimbursement on the Comprehensive Plan-working on the budget and the policy and procedures.

7. PRESENTATIONS

SFWMD/Lisa Koehler/Update of Collier's property

Councilperson Michael McComas-I spoke with Tom Jones @ Barron Collier and this is a joint venture.

City Attorney Zach Lombardo-Lisa Koehler from SFWMD said this is the early days with the district-Ernie Cox is the broker for the deal-good time for the City of Everglades to get involved-he wants to sit down with the council one on one and then come back to a council meeting.

This is a good opportunity for us to get involved-I would encourage you all to think through what you would ask him-probably towards the end of August-we will ask the district to come to a meeting further down the line.

Councilperson Wells-they went into this trying to get an amount then they throw it out there-I have seen it before.

Councilperson Michael McComas-The land that's contiguous to the city limits.

Councilperson Pernas-I think they don't want it because there is a lot of invasive plants.

City Attorney Zach Lombardo-DEP has it how it is to be managed-this is way down the road.

8. PRIMARY BUSINESS

- a. Consideration of and approval of second reading of Ordinance 2022-05/Amending & Extending Temporary Moratorium on additional Wastewater Treatment Plant Connections with Affidavit of Acknowledgment and Assumption of Risk.**

Mayor Grimm reads Ordinance 2022-05.

Councilperson Minton made a motion to approve the second reading of Ordinance 2022-05/Amending & Extending Temporary Moratorium on additional Wastewater Treatment Plant Connections with Affidavit of Acknowledgment and Assumption of Risk.

Councilperson Wells second.

Discussion-City Attorney Zach Lombardo and City Staff Terry Smallwood will follow up with the county to be sure we are on the correct page.

All in favor.

- b. Consideration of and opening of RFQ 2022-1 Engineering Consulting Services for the Creation of a Vulnerability Assessment and an Adaption Plan.**

Mayor Grimm-we only received 2 bids we need to vote to reject these bids.

City Attorney Zach Lombardo-The Florida Statute says we need 3.

Financial Administrator Tammie Pernas-I have a suggestion-maybe next time post in the herald.

Councilperson Oglesby made a motion to reject all bids.

Councilperson Minton second.

Discussion-None.

All in favor.

Councilperson Pernas made a motion to resubmit the package for bid.

Councilperson Oglesby second.

Discussion-None.

All in favor.

8. PUBLIC COMMENT

None.

9. CITY REPORTS

- a. Council Members:**

Vicky Wells-No concerns-impressed of the progress we have made-on a roll.

Mike McComas-Last meeting we discussed impervious structures and now partners cove is wanting to build-maybe hire an engineer for our plan review for each case-they are coming in with their engineers.

City Attorney Zach Lombardo-City needs to retain an engineer to write the rules with Terry and I-I will prepare 2 RFQ's for the next meeting-it would be part of the development order process.

Mayor Grimm-the second half would be included in the permit fees.

Josh Minton-There are a couple of telephone poles with woodpecker holes.

Mayor Grimm-Dottie can call Trish (LCEC)

Tony Pernas-Maybe LCEC can do something to improve their lot by the booster plant-maybe write a letter?

Parker Oglesby-I agree we should do something-Dottie and I both for at least 8 years or more have been trying.

City Attorney Zach Lombardo-I would suggest sending a letter to the board to remove the unsafe structure.

b. City Attorney

Zach Lombardo-Coe Enforcement has an issue on Buckner Avenue that defendant has now obtained counsel-we won't bring to code in August in case they will bring something to council.

c. Mayor

Mayor Grimm-reported above.

10. ADJOURNMENT

Councilperson Oglesby made a motion to adjourn the meeting at 8:10 pm.

Councilperson Minton second.

Discussion-None.

All in favor.

ATTEST:

Dottie Joiner, City Clerk

Howell Grimm Jr., Mayor

Vicky Wells, Councilperson

Josh Minton, Councilperson

Tony Pernas, Councilperson

Parker Oglesby, Councilperson

Michael McComas, Councilperson

City of Everglades City
Balance Sheet by Class
As of July 31, 2022

AGENDA ITEM
NUMBER 5C

	GENERAL FUND - 001-0000-	UTILITY FUND - 401-0000-	TOTAL
ASSETS			
Current Assets			
Checking/Savings			
101.001 - GENERAL CHECKING ACCOUNT	962,807.24	0.00	962,807.24
101.003 - GENERAL FUND BANK ACCOUNT	0.00	1,268,917.34	1,268,917.34
101.004 - UTILITY FUND BANK ACCOUNT			
Total 101.001 - GENERAL CHECKING ACCOUNT	962,807.24	1,268,917.34	2,231,724.58
101.005 - HURRICANE RECOVERY	254,172.74	0.00	254,172.74
101.006 - DEP LOAN 110910	0.00	44,112.25	44,112.25
101.007 - WASTE WATER SRF	0.00	60,202.97	60,202.97
101.008 - UTILITY CONSTRUCTION	0.00	54,305.30	54,305.30
101.009 - WATER BOND SAVINGS	0.00	90,398.88	90,398.88
101.010 - SEWER R & R SAVINGS	0.00	128,037.76	128,037.76
Total Checking/Savings	1,216,979.98	1,645,974.50	2,862,954.48
Accounts Receivable			
115.100 - ACCOUNTS RECEIVABLE	25,125.67	188,555.17	213,680.84
Total Accounts Receivable	25,125.67	188,555.17	213,680.84
Fixed Assets			
161.900 - LAND	231,383.00	405,378.00	636,761.00
162.900 - BUILDINGS	383,013.00	169,677.89	552,690.89
164.900 - INFRASTRUCTURE	1,091,928.00	13,619,528.89	14,711,456.89
164.901 - ACC DEP - INFRASTRUCTURE	-1,431,369.05	-7,278,937.26	-8,710,306.31
166.900 - EQUIPMENT & FURNITURE	131,743.53	1,238,170.22	1,369,913.75
169.900 - CONSTRUCTION WORK IN PROGRESS	0.00	522,795.89	522,795.89
170.900 - VEHICLES	68,041.00	19,000.00	87,041.00
170.901 - IMPROVEMENTS OTHER THAN BLDGS	832,559.97	0.00	832,559.97
Total Fixed Assets	1,307,299.45	8,695,613.63	10,002,913.08
Other Assets			
155.000 - PREPAID ITEMS	4,823.44	9,125.05	13,948.49
Total Other Assets	4,823.44	9,125.05	13,948.49
TOTAL ASSETS	2,554,228.54	10,539,268.35	13,093,496.89

City of Everglades City
Balance Sheet by Class
As of July 31, 2022

	GENERAL FUND - 001-0000-	UTILITY FUND - 401-0000-	TOTAL
LIABILITIES & EQUITY			
Liabilities			
Current Liabilities			
Other Current Liabilities			
200.000 - LIABILITIES,CREDITS & INFLOW			
202.000 - ACCOUNTS PAYABLE	24,189.05	41,695.08	65,884.13
203.000 - NOTES & LOANS PAYABLE - CURRENT	0.00	10,181.31	10,181.31
203.002 - Veolia Settlement - Current	0.00	1,437.32	1,437.32
203.000 - NOTES & LOANS PAYABLE - CURRENT - Other			
Total 203.000 - NOTES & LOANS PAYABLE - CURRENT	0.00	11,618.63	11,618.63
203.900 - NOTES & LOANS PAYABLE LONG TERM			
203.902 - Veolia - Settlement - Long Term	0.00	336,264.20	336,264.20
203.903 - SRP LOAN 110922 - LONG TERM	0.00	158,392.62	158,392.62
203.900 - NOTES & LOANS PAYABLE LONG TERM - Other	0.00	496,689.64	496,689.64
Total 203.900 - NOTES & LOANS PAYABLE LONG TERM	0.00	991,346.46	991,346.46
215.000 - INTEREST ACCRUED	0.00	1,039.28	1,039.28
217.000 - ACCRUED TAXES PAYABLE			
217.002 - ACCRUED SALES TAX COLLECTED	-108.31	0.00	-108.31
Total 217.000 - ACCRUED TAXES PAYABLE	-108.31	0.00	-108.31
220.000 - DEPOSITS - CUSTOMER SECURITY			
220.001 - DEPOSIT - DEMOLITION RESERVE	1,000.00	0.00	1,000.00
220.000 - DEPOSITS - CUSTOMER SECURITY - Other	0.00	51,892.45	51,892.45
Total 220.000 - DEPOSITS - CUSTOMER SECURITY	1,000.00	51,892.45	52,892.45
Total 200.000 - LIABILITIES,CREDITS & INFLOW	25,080.74	1,097,591.90	1,122,672.64
Total Other Current Liabilities	25,080.74	1,097,591.90	1,122,672.64
Total Current Liabilities	25,080.74	1,097,591.90	1,122,672.64
Long Term Liabilities			
234.00 - BONDS PAYABLE - CURRENT	0.00	5,200.00	5,200.00
234.900 - BONDS PAYABLE - LONG TERM	0.00	826,030.00	826,030.00
237.000 - OPEB LIABILITY	79,720.00	39,266.00	118,986.00
Total Long Term Liabilities	79,720.00	870,496.00	950,216.00
Total Liabilities	104,800.74	1,968,087.90	2,072,888.64

City of Everglades City
Balance Sheet by Class
As of July 31, 2022

	GENERAL FUND - 001-0000-	UTILITY FUND - 401-0000-	TOTAL
Equity			
250,000 - OPENING BALANCE EQUITY	389,093.35	7,582.79	396,676.14
274,000 - INVESTMENT IN CAPITAL NET DEBT	920,824.00	7,650,314.00	8,571,138.00
276,000 - NET ASSET, RESTRICTED	0.00	164,655.00	164,655.00
32000 - Unrestricted Net Assets	908,145.23	-136,501.01	771,644.22
Net Income	231,365.22	885,129.67	1,116,494.89
Total Equity	2,449,427.80	8,571,180.45	11,020,608.25
TOTAL LIABILITIES & EQUITY	2,554,228.54	10,539,268.35	13,093,496.89

City of Everglades City
Profit & Loss by Class
October 2021 through July 2022

Ordinary Income/Expense	GENERAL FUND - 001-0000-		UTILITY FUND - 401-0000-		TOTAL
Income					
300.000 - REVENUE					
311.000 - AD VAL OREM TAXES	556,726.54		0.00		556,726.54
312.000 - LOCAL OPTION, USE & FUEL TAXES					
312.410 - FIRST LOCAL OPTION FUEL TAX	16,437.35	0.00	0.00		16,437.35
312.430 - SECOND LOCAL OPTION FUEL TAX	12,588.20	0.00	0.00		12,588.20
312.630 - DISCRETIONARY SALES SURTAXES	117,641.72	0.00	0.00		117,641.72
Total 312.000 - LOCAL OPTION, USE & FUEL TAXES	146,667.27	0.00	0.00		146,667.27
314.000 - UTILITY SERVICES TAXES					
314.100 - UTILITY SER TAX - ELECTRICITY	50,561.16	0.00	0.00		50,561.16
314.300 - UTILITY SER TAX - WATER	0.00	66,255.41	0.00		66,255.41
314.800 - UTILITY SER TAX - PROPANE	6,090.75	0.00	0.00		6,090.75
Total 314.000 - UTILITY SERVICES TAXES	56,651.91	66,255.41	0.00		122,907.32
315.200 - COMMUNICATIONS SERVICES TAX					
316.000 - LOCAL BUSINESS TAX	13,658.50	0.00	0.00		13,658.50
316.001 - LOCAL BUSINESS TAX - CITY	766.90	0.00	0.00		766.90
316.002 - LOCAL BUSINESS TAX - COUNTY	182.47	0.00	0.00		182.47
Total 316.000 - LOCAL BUSINESS TAX	949.37	0.00	0.00		949.37
320.000 - PERMITS, FEES & SPECIAL ASMT					
322.001 - GOLF CART PERMITS	1,300.00	0.00	0.00		1,300.00
322.002 - DEVELOPMENT FEE	2,200.00	0.00	0.00		2,200.00
322.004 - REPLAT FEE	1,000.00	0.00	0.00		1,000.00
Total 320.000 - PERMITS, FEES & SPECIAL ASMT	4,500.00	0.00	0.00		4,500.00
323.000 - FRANCHISE FEES					
323.100 - FRANCHISE FEE - ELECTRICITY	29,720.65	0.00	0.00		29,720.65
Total 323.000 - FRANCHISE FEES	29,720.65	0.00	0.00		29,720.65
330.000 - INTERGOVERNMENTAL REVENUE					
331.000 - FEDERAL GRANTS					
331.300 - PHYSICAL ENVIRONMENT	0.00	181,962.17	181,962.17		181,962.17
331.350 - FED GRANT - SEWER/WASTEWATER					
Total 331.300 - PHYSICAL ENVIRONMENT	0.00	181,962.17	181,962.17		181,962.17
Total 331.000 - FEDERAL GRANTS	0.00	181,962.17	181,962.17		181,962.17
334.000 - STATE GRANTS					
334.700 - STATE GRANT - CULTURE/RECREATION	23,571.13	0.00	0.00		23,571.13
Total 334.000 - STATE GRANTS	23,571.13	0.00	0.00		23,571.13

12:29 PM

08/30/22

Accrual Basis

City of Everglades City
Profit & Loss by Class
October 2021 through July 2022

	GENERAL FUND - 001-0000-	UTILITY FUND - 401-0000-	TOTAL
335.100 - GENERAL GOVERNMENT			
335.125 - MUNICIPAL REVENUE SHARING PROG	20,971.07	0.00	20,971.07
335.140 - STATE REV SHARE - MOBILE HOME T	258.25	0.00	258.25
335.150 - ALCOHOLIC BEVERAGE LICENSE TAX	2,324.84	0.00	2,324.84
335.180 - STATE REV - 1/2 CENT SALES TAX	64,469.32	0.00	64,469.32
Total 335.100 - GENERAL GOVERNMENT	88,023.48	0.00	88,023.48
Total 330.000 - INTERGOVERNMENTAL REVENUE	111,594.61	181,962.17	293,556.78
341.000 - GENERAL GOVERNMENT - NOT COURT			
341.300 - ADMINISTRATIVE SERVICE FEES	270.33	0.00	270.33
341.301 - COPY/FAX FEE	0.00	2.00	2.00
341.302 - CREDIT CARD SURCHARGE FEE	0.00	252.00	252.00
341.303 - RETURNED CHECK FEE			
Total 341.300 - ADMINISTRATIVE SERVICE FEES	270.33	254.00	524.33
341.900 - OTHER GENERAL GOV CHARGES & FEE	14.40	0.00	14.40
343.000 - SERVICE CHG -PHYSICAL ENVIRO			
343.300 - SERVICE CHG -WATER			
343.002 - METER BOX	0.00	288.30	288.30
343.003 - WATER METER & COUPLINGS	0.00	998.36	998.36
343.304 - RECONNECTION FEE	0.00	575.00	575.00
343.305 - LATE FEES	0.00	21,854.84	21,854.84
343.306 - DEPOSIT CHARGED - NOT COLLECTED	0.00	0.00	0.00
343.309 - WATER CONNECTION FEE	0.00	2,250.00	2,250.00
343.310 - 2nd WAO Application Fee	0.00	150.00	150.00
343.311 - CURBSTOP	0.00	262.66	262.66
343.300 - SERVICE CHG -WATER - Other	0.00	883,381.39	883,381.39
Total 343.300 - SERVICE CHG -WATER	0.00	909,760.55	909,760.55
343.500 - SERVICE CHG-SEWERWASTEWATER			
343.501 - GRINDER PUMP	0.00	20,028.65	20,028.65
343.506 - SEWER CONNECTION FEE	0.00	500.00	500.00
343.507 - REPAIRS TO GRINDER PUMP	0.00	206.00	206.00
343.508 - SEWER EXTENSION	0.00	608.00	608.00
343.500 - SERVICE CHG-SEWERWASTEWATER - Other	0.00	750,704.53	750,704.53
Total 343.500 - SERVICE CHG-SEWERWASTEWATER	0.00	772,047.18	772,047.18
Total 343.000 - SERVICE CHG -PHYSICAL ENVIRO	0.00	1,681,807.73	1,681,807.73

City of Everglades City
Profit & Loss by Class
October 2021 through July 2022

	GENERAL FUND - 001-0000-	UTILITY FUND - 401-0000-	TOTAL
344.000 - TRANSPORTATION USER FEES			
344.900 - SER CHG - OTHER TRANSPORTATION	7,380.00	0.00	7,380.00
344.901 - MOWING - LEASED CITY DOCK	400.00	13,978.18	14,378.18
344.900 - SER CHG - OTHER TRANSPORTATION - Other	7,780.00	13,978.18	21,758.18
Total 344.900 - SER CHG - OTHER TRANSPORTATION	7,780.00	13,978.18	21,758.18
Total 344.000 - TRANSPORTATION USER FEES	7,780.00	13,978.18	21,758.18
347.000 - SERVICE CHG- CULTURE/RECREATION			
347.200 - SERVICE CHG- PARKS & RECREATION	10,000.00	0.00	10,000.00
347.202 - PARK USAGE FEE	5,624.00	0.00	5,624.00
347.200 - SERVICE CHG- PARKS & RECREATION - Other	15,624.00	0.00	15,624.00
Total 347.200 - SERVICE CHG- PARKS & RECREATION	15,624.00	0.00	15,624.00
Total 347.000 - SERVICE CHG- CULTURE/RECREATION	15,624.00	0.00	15,624.00
Total 341.000 - GENERAL GOVERNMENT- NOT COURT	23,688.73	1,696,039.91	1,719,728.64
361.000 - INTEREST & OTHER EARNINGS			
361.100 - INTEREST	1,140.61	0.00	1,140.61
Total 361.000 - INTEREST & OTHER EARNINGS	1,140.61	0.00	1,140.61
362.000 - RENTS & ROYALTIES			
362.001 - DOCK - PRIVATE ANNUAL	45,714.84	0.00	45,714.84
362.002 - DOCK - COMMERCIAL ANNUAL	27,643.02	0.00	27,643.02
362.004 - OFFICE SPACE RENT	5,000.00	0.00	5,000.00
362.005 - VERTICAL BRIDGE LEASE	20,122.06	0.00	20,122.06
Total 362.000 - RENTS & ROYALTIES	98,479.92	0.00	98,479.92
366.000 - CONTRIBUTIONS/DONATIONS PRIVATE			
366.001 - CHRISTMAS DONATIONS - CHILDREN	10,125.00	0.00	10,125.00
366.002 - FIREWORKS DONATIONS	9,073.00	0.00	9,073.00
366.005 - DONATIONS FOR CULTURAL/PARKS	500.00	0.00	500.00
Total 366.000 - CONTRIBUTIONS/DONATIONS PRIVATE	19,698.00	0.00	19,698.00
369.000 - OTHER MISC REVENUES			
369.900 - OTHER MISC REVENUES	18,653.07	0.00	18,653.07
Total 369.000 - OTHER MISC REVENUES	18,653.07	0.00	18,653.07
Total 300.000 - REVENUE	1,082,129.18	1,944,257.49	3,026,386.67
380.000 - NON OPERATING			
381.000 - INTER-FUND GROUP TRANSFERS IN	0.00	0.00	0.00
Total 380.000 - NON OPERATING	0.00	0.00	0.00

City of Everglades City
Profit & Loss by Class
October 2021 through July 2022

	GENERAL FUND - 001-0000-	UTILITY FUND - 401-0000-	TOTAL
389,000 - PROPRIETARY NON-OPERATING SOURC			
389,100 - PROPRIETARY - INTEREST	0.00	20.85	20.85
Total 389,000 - PROPRIETARY NON-OPERATING SOURC	0.00	20.85	20.85
Total Income	1,082,129.18	1,944,278.34	3,026,407.52
Gross Profit	1,082,129.18	1,944,278.34	3,026,407.52
Expense			
510.00 - GOVERNMENTAL SERVICES			
512.00 - EXECUTIVE			
512.10 - PERSONNEL SERVICES			
512.12 - REGULAR SALARIES AND WAGES	7,400.00	0.00	7,400.00
512.21 - FICA TAXES	566.13	0.00	566.13
512.23 - LIFE & HEALTH INSURANCE	11,218.80	0.00	11,218.80
Total 512.10 - PERSONNEL SERVICES	19,184.93	0.00	19,184.93
512.30 - OPERATING EXPENDITURES/EXPENSES			
512.31 - PROFESSIONAL SERVICES	329.78	0.00	329.78
512.41 - COMMUNICATION SERVICES & DEVICES	784.38	0.00	784.38
512.45 - INSURANCE	866.00	0.00	866.00
512.52 - OPERATING SUPPLIES	250.40	0.00	250.40
512.55 - TRAINING	89.25	0.00	89.25
Total 512.30 - OPERATING EXPENDITURES/EXPENSES	2,319.81	0.00	2,319.81
Total 512.00 - EXECUTIVE	21,504.74	0.00	21,504.74
513.00 - FINANCE & ADMINISTRATIVE			
513.10 - PERSONNEL SERVICES			
513.12 - REGULAR SALARIES & WAGES	99,007.44	0.00	99,007.44
513.14 - OVERTIME	0.00	0.00	0.00
513.21 - FICA	7,573.59	0.00	7,573.59
513.23 - LIFE & HEALTH INSURANCE	4,004.99	0.00	4,004.99
513.24 - WORKERS' COMPENSATION	3,056.81	0.00	3,056.81
Total 513.10 - PERSONNEL SERVICES	113,642.83	0.00	113,642.83
513.30 - OPERATING EXPENDITURE/ EXPENSE			
513.31 - PROFESSIONAL SERVICES	4,190.87	0.00	4,190.87
513.32 - ACCOUNTING & AUDITING	22,300.00	0.00	22,300.00
513.34 - OTHER SERVICES	22,019.62	0.00	22,019.62
513.41 - COMMUNICATION SERVICES & DEVICE	3,707.51	0.00	3,707.51
513.42 - FREIGHT & POSTAGE SERVICES	674.97	0.00	674.97
513.43 - UTILITY SERVICES	7,206.31	0.00	7,206.31
513.45 - INSURANCE	20,627.00	0.00	20,627.00
513.46 - REPAIR & MAINTENANCE SERVICES	3,052.28	0.00	3,052.28
513.47 - PRINTING & BINDING	964.91	0.00	964.91

City of Everglades City
Profit & Loss by Class
October 2021 through July 2022

	GENERAL FUND - 001-0000-	UTILITY FUND - 401-0000-	TOTAL
513.49 · OTHER CURRENT CHGS & OBLIGATION	3,641.10	4.00	3,645.10
513.51 · OFFICE SUPPLIES	2,187.33	0.00	2,187.33
513.52 · OPERATING SUPPLIES	2,640.12	0.00	2,640.12
513.54 · BOOKS, SUBSCRIPTIONS & MEMBERSH	1,556.00	0.00	1,556.00
Total 513.30 · OPERATING EXPENDITURE/ EXPENSE	94,768.02	4.00	94,772.02
Total 513.00 · FINANCE & ADMINISTRATIVE	208,410.85	4.00	208,414.85
514.00 · LEGAL COUNCIL			
514.30 · OPERATING EXPENDITURE/EXPENSES	7,047.00	0.00	7,047.00
514.00 · LEGAL COUNCIL - Other	65,343.92	0.00	65,343.92
Total 514.00 · LEGAL COUNCIL	72,390.92	0.00	72,390.92
Total 510.00 · GOVERNMENTAL SERVICES	302,306.51	4.00	302,310.51
520.00 · PUBLIC SAFETY			
524.00 · PROTECTIVE INSPECTIONS			
524.10 · PERSONNELS SERVICES			
524.12 · REGULAR SALARIES AND WAGES	42,139.16	0.00	42,139.16
524.14 · OVERTIME	0.00	0.00	0.00
524.21 · FICA TAXES	3,223.50	0.00	3,223.50
524.23 · LIFE & HEALTH INSURANCE	10,099.54	0.00	10,099.54
524.24 · WORKERS' COMPENSATION	3,056.77	0.00	3,056.77
Total 524.10 · PERSONNELS SERVICES	58,518.97	0.00	58,518.97
524.30 · OPERATING EXPENDITURES/EXPENSES			
524.31 · PROFESSIONAL SERVICES	43,555.50	0.00	43,555.50
524.41 · COMMUNICATION SERVICES & DEVICE	1,600.68	0.00	1,600.68
524.42 · FREIGHT & POSTAGE SERVICES	213.63	0.00	213.63
524.45 · INSURANCE	20,627.00	0.00	20,627.00
524.46 · REPAIR & MAINTENANCE SERVICES	4,579.77	0.00	4,579.77
524.47 · PRINTING & BINDING	182.07	0.00	182.07
524.49 · OTHER CURRENT CHGS & OBLIGATION	2,604.00	0.00	2,604.00
524.51 · OFFICE SUPPLIES	1,114.52	0.00	1,114.52
524.52 · OPERATING SUPPLIES	1,566.46	0.00	1,566.46
524.54 · BOOKS, SUBSCRIPTIONS & MEMBERSH	165.00	0.00	165.00
Total 524.30 · OPERATING EXPENDITURES/EXPENSES	76,208.63	0.00	76,208.63
Total 524.00 · PROTECTIVE INSPECTIONS	134,727.60	0.00	134,727.60

City of Everglades City
Profit & Loss by Class
October 2021 through July 2022

	GENERAL FUND - 001-0000-	UTILITY FUND - 401-0000-	TOTAL
525.00 - EMERGENCY & DISASTER RELIEF SVS			
525.30 - OPERATING EXPENDITURE/EXPENSES			
525.31 - PROFESSIONAL SERVICES	725.00	0.00	725.00
Total 525.30 - OPERATING EXPENDITURE/EXPENSES	725.00	0.00	725.00
Total 525.00 - EMERGENCY & DISASTER RELIEF SVS	725.00	0.00	725.00
Total 520.00 - PUBLIC SAFETY	135,452.60	0.00	135,452.60
530.00 - PHYSICAL ENVIRONMENT			
533.00 - WATER UTILITY SERVICES			
533.10 - PERSONNEL SERVICES			
533.12 - REGULAR SALARIES & WAGES	0.00	116,443.24	116,443.24
533.14 - OVERTIME	0.00	5,617.53	5,617.53
533.21 - FICA	0.00	9,407.18	9,407.18
533.23 - LIFE & HEALTH INSURANCE	0.00	31,367.00	31,367.00
533.24 - WORKERS' COMPENSATION	0.00	3,056.81	3,056.81
Total 533.10 - PERSONNEL SERVICES	0.00	165,891.76	165,891.76
533.30 - OPERATING EXPENDITURES/EXPENSES			
533.31 - PROFESSIONAL SERVICES	0.00	99,341.08	99,341.08
533.34 - OTHER SERVICES	0.00	20,774.77	20,774.77
533.41 - COMMUNICATION SERVICES & DEVICE	0.00	4,326.32	4,326.32
533.42 - FREIGHT & POSTAGE SERVICES	0.00	2,160.23	2,160.23
533.43 - UTILITY SERVICES	0.00	30,852.97	30,852.97
533.45 - INSURANCE	0.00	21,193.10	21,193.10
533.46 - REPAIR & MAINTENANCE SERVICES	0.00	52,933.23	52,933.23
533.47 - PRINTING & BINDING	0.00	482.46	482.46
533.49 - OTHER CURRENT CHGS & OBLIGATION	0.00	5,030.21	5,030.21
533.51 - OFFICE SUPPLIES	0.00	1,060.72	1,060.72
533.52 - OPERATING SUPPLIES	0.00	99,382.59	99,382.59
533.54 - BOOKS, SUBSCRIPTIONS & MEMBERSH	0.00	250.90	250.90
Total 533.30 - OPERATING EXPENDITURES/EXPENSES	0.00	337,788.58	337,788.58
533.70 - DEBT SERVICE			
533.72 - INTEREST	0.00	15,166.47	15,166.47
Total 533.70 - DEBT SERVICE	0.00	15,166.47	15,166.47
Total 533.00 - WATER UTILITY SERVICES	0.00	518,846.81	518,846.81

City of Everglades City
Profit & Loss by Class
October 2021 through July 2022

	GENERAL FUND - 001-0000-	UTILITY FUND - 401-0000-	TOTAL
535.00 - SEWER / WASTEWATER SERVICES			
535.10 - PERSONNEL SERVICES	0.00	72,258.78	72,258.78
535.12 - REGULAR SALARIES & WAGES	0.00	4,815.40	4,815.40
535.14 - OVERTIME	0.00	5,849.84	5,849.84
535.21 - FICA TAXES	0.00	24,240.76	24,240.76
535.23 - LIFE & HEALTH INSURANCE	0.00	3,038.44	3,038.44
535.24 - WORKERS' COMPENSATION			
Total 535.10 - PERSONNEL SERVICES	0.00	110,203.22	110,203.22
535.30 - OPERATING EXPENDITURES/EXPENSES			
535.31 - PROFESSIONAL SERVICES	0.00	208,916.48	208,916.48
535.34 - OTHER SERVICES	0.00	674.77	674.77
535.41 - COMMUNICATION SERVICES & DEVICE	0.00	3,046.42	3,046.42
535.42 - FREIGHT & POSTAGE SERVICES	0.00	2,160.23	2,160.23
535.43 - UTILITY SERVICES	0.00	37,115.39	37,115.39
535.45 - INSURANCE	0.00	20,503.48	20,503.48
535.46 - REPAIR & MAINTENANCE SERVICES	0.00	29,523.40	29,523.40
535.47 - PRINTING & BINDING	0.00	482.46	482.46
535.49 - OTHER CURRENT CHGS & OBLIGATION	0.00	34,983.43	34,983.43
535.51 - OFFICE SUPPLIES	0.00	1,050.16	1,050.16
535.52 - OPERATING SUPPLIES	0.00	46,574.97	46,574.97
535.54 - BOOKS, SUBSCRIPTIONS, MEMBERSHI	0.00	250.90	250.90
Total 535.30 - OPERATING EXPENDITURES/EXPENSES	0.00	385,292.09	385,292.09
535.70 - DEBT SERVICE			
535.72 - INTEREST	0.00	44,539.89	44,539.89
535.73 - OTHER DEBT SERVICE COSTS	0.00	262.66	262.66
Total 535.70 - DEBT SERVICE	0.00	44,802.55	44,802.55
Total 535.00 - SEWER / WASTEWATER SERVICES	0.00	540,297.86	540,297.86
Total 530.00 - PHYSICAL ENVIRONMENT	0.00	1,059,144.67	1,059,144.67
540.00 - TRANSPORTATION			
541.00 - ROAD & STREET FACILITIES			
541.10 - PERSONNEL SERVICES	17,296.68	0.00	17,296.68
541.12 - REGULAR SALARIES & WAGES	1,203.87	0.00	1,203.87
541.14 - OVERTIME	1,403.73	0.00	1,403.73
541.21 - FICA TAXES	6,491.26	0.00	6,491.26
541.23 - LIFE & HEALTH INSURANCE	3,056.77	0.00	3,056.77
541.24 - WORKERS' COMPENSATION			
Total 541.10 - PERSONNEL SERVICES	29,452.31	0.00	29,452.31

City of Everglades City
Profit & Loss by Class
October 2021 through July 2022

	GENERAL FUND - 001-0000-	UTILITY FUND - 401-0000-	TOTAL
541.30 - OPERATING EXPENDITURES/EXPENSES			
541.31 - PROFESSIONAL SERVICES	1,055.54	0.00	1,055.54
541.34 - OTHER SERVICES	16,991.75	0.00	16,991.75
541.41 - COMMUNICATION SERVICES & DEVICE	1,444.98	0.00	1,444.98
541.42 - FREIGHT & POSTAGE SERVICES	157.92	0.00	157.92
541.43 - UTILITY SERVICES	5,337.11	0.00	5,337.11
541.45 - INSURANCE	20,627.00	0.00	20,627.00
541.46 - REPAIR & MAINTENANCE SERVICES	138,336.36	0.00	138,336.36
541.49 - OTHER CURRENT CHGS & OBLIGATION	3,388.89	0.00	3,388.89
541.51 - OFFICE SUPPLIES	311.51	0.00	311.51
541.52 - OPERATING SUPPLIES	12,485.92	0.00	12,485.92
Total 541.30 - OPERATING EXPENDITURES/EXPENSES	200,136.98	0.00	200,136.98
Total 541.00 - ROAD & STREET FACILITIES	229,589.29	0.00	229,589.29
Total 540.00 - TRANSPORTATION	229,589.29	0.00	229,589.29
560.00 - HUMAN SERVICES			
562.00 - HEALTH SERVICE-MOSQUITO CONTROL			
562.10 - PERSONNEL SERVICES	6,640.00	0.00	6,640.00
562.12 - REGULAR SALARIES & WAGES	0.00	0.00	0.00
562.14 - OVERTIME	508.10	0.00	508.10
562.21 - FICA TAXES	7,148.10	0.00	7,148.10
Total 562.10 - PERSONNEL SERVICES	14,296.10	0.00	14,296.10
562.30 - OPERATING EXPENDITURES/EXPENSES	1,055.50	0.00	1,055.50
562.31 - PROFESSIONAL SERVICES	9,609.96	0.00	9,609.96
562.32 - OPERATING SUPPLIES	10,865.46	0.00	10,865.46
Total 562.30 - OPERATING EXPENDITURES/EXPENSES	21,530.92	0.00	21,530.92
Total 562.00 - HEALTH SERVICE-MOSQUITO CONTROL	17,813.56	0.00	17,813.56
Total 560.00 - HUMAN SERVICES	17,813.56	0.00	17,813.56
570.00 - CULTURE / RECREATION			
572.00 - PARKS & RECREATION			
572.10 - PERSONNEL SERVICES	20,846.68	0.00	20,846.68
572.12 - REGULAR SALARIES & WAGES	1,203.87	0.00	1,203.87
572.14 - OVERTIME	1,675.30	0.00	1,675.30
572.21 - FICA TAXES	6,491.15	0.00	6,491.15
572.23 - LIFE & HEALTH INSURANCE	3,038.44	0.00	3,038.44
572.24 - WORKERS' COMPENSATION	33,255.44	0.00	33,255.44
Total 572.10 - PERSONNEL SERVICES	33,255.44	0.00	33,255.44

City of Everglades City
Profit & Loss by Class
October 2021 through July 2022

	GENERAL FUND - 001-0000-	UTILITY FUND - 401-0000-	TOTAL
572.30 - OPERATING EXPENDITURES/EXPENSES			
572.31 - PROFESSIONAL SERVICES	1,055.53	0.00	1,055.53
572.34 - OTHER SERVICES	22,865.46	0.00	22,865.46
572.41 - COMMUNICATION SERVICES & DEVICE	2,193.51	0.00	2,193.51
572.42 - FREIGHT & POSTAGE SERVICES	150.54	0.00	150.54
572.43 - UTILITY SERVICES	7,048.53	0.00	7,048.53
572.45 - INSURANCE	20,503.48	0.00	20,503.48
572.46 - REPAIR & MAINTENANCE SERVICES	50,550.89	0.00	50,550.89
572.49 - OTHER CURRENT CHGS & OBLIGATION	825.45	0.00	825.45
572.51 - OFFICE SUPPLIES	322.02	0.00	322.02
572.52 - OPERATING SUPPLIES	6,769.08	0.00	6,769.08
572.54 - BOOKS, SUBSCRIPTIONS, MEMBERSHI	390.00	0.00	390.00
572.30 - OPERATING EXPENDITURES/EXPENSES - Other	104.48	0.00	104.48
Total 572.30 - OPERATING EXPENDITURES/EXPENSES	112,778.97	0.00	112,778.97
Total 572.00 - PARKS & RECREATION	146,034.41	0.00	146,034.41
574.00 - SPECIAL EVENTS			
574.30 - OPERATING EXPENDITURE/EXPENSES			
574.34 - OTHER SERVICES	13,900.00	0.00	13,900.00
574.52 - OPERATING SUPPLIES	5,667.59	0.00	5,667.59
Total 574.30 - OPERATING EXPENDITURE/EXPENSES	19,567.59	0.00	19,567.59
Total 574.00 - SPECIAL EVENTS	19,567.59	0.00	19,567.59
Total 570.00 - CULTURE / RECREATION	165,602.00	0.00	165,602.00
580.00 - OTHER USES			
581.000 - INTER-FUND GROUP TRANSFERS OUT			
581.90 - OTHER USES	0.00	0.00	0.00
581.91 - INTRAGOVERNMENTAL TRANSFERS	0.00	0.00	0.00
Total 581.90 - OTHER USES	0.00	0.00	0.00
Total 581.000 - INTER-FUND GROUP TRANSFERS OUT	0.00	0.00	0.00
Total 580.00 - OTHER USES	850,763.96	1,059,148.67	1,909,912.63
Total Expense	231,365.22	885,129.67	1,116,494.89
Net Ordinary Income	231,365.22	885,129.67	1,116,494.89
Net Income			

12:37 PM
08/20/22

Actual Balis

City of Everglades City
Profit & Loss Budget vs. Actual
October 2021 through July 2022

Ordinary Income/Expense	Oct '21 - Jul '22		Budget		\$ Over Budget		% of Budget	
	Income	Expense						
380.000 - REVENUE								
311.000 - AD VALOREM TAXES		556,728.54		575,148.00	-18,419.46			98.8%
312.000 - LOCAL OPTION, USE & FUEL TAXES		18,437.35		15,184.18	1,273.18			108.4%
312.410 - FIRST LOCAL OPTION FUEL TAX		12,588.20		11,481.08	1,108.54			108.9%
312.430 - SECOND LOCAL OPTION FUEL TAX		117,841.72		83,792.00	33,881.72			140.4%
312.630 - DISCRETIONARY SALES SURTAXES								
Total 312.000 - LOCAL OPTION, USE & FUEL TAXES		148,867.27		110,395.82	38,271.45			132.9%
314.000 - UTILITY SERVICES TAXES								
314.100 - UTILITY SER TAX - ELECTRICITY		50,591.18		45,003.00	5,588.18			112.5%
314.200 - UTILITY SER TAX - WATER		80,235.41		63,288.34	16,947.07			148.2%
314.300 - UTILITY SER TAX - PROPAANE		6,090.75		4,168.67	1,924.08			146.2%
Total 314.000 - UTILITY SERVICES TAXES		122,907.32		112,375.01	10,532.31			108.4%
315.200 - COMMUNICATIONS SERVICES TAX		13,958.50		12,205.00	1,453.50			111.9%
316.000 - LOCAL BUSINESS TAX - CITY		769.50		1,288.50	-521.50			59.5%
316.001 - LOCAL BUSINESS TAX - COUNTY		182.47		380.00	-207.53			46.8%
Total 316.000 - LOCAL BUSINESS TAX		949.37		1,678.50	-729.13			58.8%
320.000 - PERMITS, FEES & SPECIAL ASMT								
322.000 - BUILDING PERMITS		0.00		0.00	0.00			0.0%
322.001 - GOLF CART PERMITS		1,300.00		1,560.00	-260.00			88.7%
322.002 - DEVELOPMENT FEE		2,200.00		0.00	2,200.00			100.0%
322.003 - PEZ APPLICATION FEE		0.00		0.00	0.00			0.0%
322.004 - REPLAT FEE		1,000.00		0.00	1,000.00			100.0%
Total 320.000 - PERMITS, FEES & SPECIAL ASMT		4,500.00		1,560.00	3,000.00			300.0%
323.000 - FRANCHISE FEES								
323.100 - FRANCHISE FEE - ELECTRICITY		28,720.85		30,000.00	-279.55			98.1%
Total 323.000 - FRANCHISE FEES		28,720.85		30,000.00	-279.55			98.1%
324.000 - IMPACT FEES								
324.110 - IMPACT FEES -RES- PUBLIC SAFETY		0.00		0.00	0.00			0.0%
324.210 - IMPACT FEES- RES- PHYSICAL ENV		0.00		0.00	0.00			0.0%
324.220 - IMPACT FEES- COM- PHYSICAL ENV		0.00		0.00	0.00			0.0%
324.610 - IMPACT FEES-RES- CULTURE/REC		0.00		0.00	0.00			0.0%
324.710 - IMPACT FEES-RESIDENTIAL- OTHER		0.00		0.00	0.00			0.0%
Total 324.000 - IMPACT FEES		0.00		0.00	0.00			0.0%
330.000 - INTERGOVERNMENTAL REVENUE								
331.000 - FEDERAL GRANTS								
331.350 - FED GRANT - SEWERWASTEWATER		181,982.17						
Total 331.350 - PHYSICAL ENVIRONMENT		181,982.17						
331.500 - FEDERAL GRANT- ECONOMIC ENVIRON		0.00		843,525.00	-843,525.00			0.0%
Total 331.500 - FEDERAL GRANTS		181,982.17		843,525.00	-661,562.83			21.8%
334.000 - STATE GRANTS								
334.330 - STATE GRANT - PHYSICAL ENVIRONM		0.00		2,894,836.00	-2,894,836.00			0.0%
334.330 - STATE GRANT - SEWERWASTEWATER		0.00		2,894,836.00	-2,894,836.00			0.0%
Total 334.330 - STATE GRANT - PHYSICAL ENVIRONM		0.00		2,894,836.00	-2,894,836.00			0.0%

City of Everglades City
Profit & Loss Budget vs. Actual
October 2021 through July 2022

	Oct 21 - Jul 22	Budget	\$ Over Budget	% of Budget
334.500 - STATE GRANT - ECONOMIC ENVIRONM	0.00	34,995.00	34,995.00	0.0%
334.700 - STATE GRANT - CULTURE/RECREATION	23,571.13	0.00	23,571.13	100.0%
Total 334.000 - STATE GRANTS	23,571.13	2,999,831.00	-2,976,259.87	0.8%
335.100 - GENERAL GOVERNMENT				
335.125 - MUNICIPAL REVENUE SHARING PROG	20,971.07	19,308.34	1,862.73	108.8%
335.140 - STATE REV SHARE - MOBILE HOME T	258.25	200.00	58.25	129.1%
335.150 - ALCOHOLIC BEVERAGE LICENSE TAX	2,324.84	2,250.00	74.84	103.3%
335.180 - STATE REV - 1/2 CENT SALES TAX	84,469.32	47,569.16	16,900.16	135.5%
Total 335.100 - GENERAL GOVERNMENT	86,022.46	69,327.50	18,896.96	127.0%
337.200 - LOCAL GOVT GRANT - PUB. SAFETY				
337.225 - EMERGENCY & DISASTER RELIEF SER	0.00	0.00	0.00	0.0%
Total 337.200 - LOCAL GOVT GRANT - PUB. SAFETY	0.00	0.00	0.00	0.0%
Total 338.000 - INTERGOVERNMENTAL REVENUE				
341.000 - GENERAL GOVERNMENT - NOT COURT				
341.004 - ADMINISTRATIVE SERVICE FEES	0.00	0.00	0.00	0.0%
341.004 - RECORDS FILING FEE	270.33	112.50	157.83	240.2%
341.004 - COPY/FAX FEE	2.00	0.00	2.00	100.0%
341.302 - CREDIT CARD SURCHARGE FEE	282.50	0.00	282.50	100.0%
341.303 - RETURNED CHECK FEE	0.00	0.00	0.00	0.0%
341.304 - PUBLIC RECORDS REQUEST	0.00	0.00	0.00	0.0%
Total 341.000 - ADMINISTRATIVE SERVICE FEES	524.83	112.50	411.83	466.1%
341.800 - OTHER GENERAL GOV CHARGES & FEE	14.40	0.00	14.40	100.0%
343.000 - SERVICE CHG - PHYSICAL ENVIRO				
343.002 - SERVICE CHG - WATER				
343.003 - WATER BOX	288.30	0.00	288.30	100.0%
343.004 - WATER METER & COUPLINGS	5,198.16	888.36	888.36	100.0%
343.004 - RECONNECTION FEE	575.00	-225.00	71.9%	131.1%
343.005 - LATE FEES	21,854.84	16,668.88	5,185.96	100.0%
343.006 - DISCONNECTED - NOT COLLECTED	0.00	0.00	0.00	0.0%
343.007 - DISCONNECTED - NOT COLLECTED	0.00	0.00	0.00	0.0%
343.008 - WATER MAIN BREAK REPAIR	0.00	0.00	0.00	0.0%
343.008 - WATER CONNECTION FEE	2,250.00	2,250.00	0.00	100.0%
343.010 - 2nd WAD Application Fee	150.00	150.00	0.00	100.0%
343.311 - CURBSTOP	282.86	0.00	282.86	100.0%
343.300 - SERVICE CHG - WATER - Other	883,381.39	844,583.34	38,798.05	104.8%
Total 343.000 - SERVICE CHG - WATER	908,760.55	852,050.00	47,710.55	105.5%
345.500 - SERVICE CHG - SEWER/WASTEWATER				
345.501 - GRINDER PUMP	20,028.65	0.00	20,028.65	100.0%
345.502 - SEWER CABLE	0.00	0.00	0.00	0.0%
345.506 - SEWER CONNECTION FEE	500.00	0.00	500.00	100.0%
345.507 - REPAIRS TO GRINDER PUMP	208.00	0.00	208.00	100.0%
345.508 - SEWER EXTENSION	808.00	0.00	808.00	100.0%
345.500 - SERVICE CHG - SEWER/WASTEWATER - Other	750,764.23	704,488.88	46,275.35	108.8%
Total 345.000 - SERVICE CHG - SEWER/WASTEWATER	772,047.18	704,488.88	67,558.30	109.8%
Total 348.000 - SERVICE CHG - PHYSICAL ENVIRO	1,681,807.73	1,568,518.66	113,289.07	107.4%

City of Everglades City
Profit & Loss Budget vs. Actual
October 2021 through July 2022

12:37 PM
08/20/22
Actual Budget

	Oct '21 - Jul '22	Budget	\$ Over Budget	% of Budget
344.009 - TRANSPORTATION USER FEES				
344.009 - SER CHG - OTHER TRANSPORTATION	7,390.00			
344.009 - MOVING - LEASED CITY DOCK	14,578.18	13,750.00	628.18	104.8%
344.009 - SER CHG - OTHER TRANSPORTATION - OTHER	21,758.18	13,750.00	8,008.18	158.2%
Total 344.009 - SER CHG - OTHER TRANSPORTATION	21,758.18	13,750.00	8,008.18	158.2%
347.009 - TRANSPORTATION USER FEES				
347.009 - SERVICE CHG- CULTURE/RECREATION	0.00	0.00	0.00	0.0%
347.201 - SERVICE CHG- PARKS & RECREATION	10,000.00	0.00	10,000.00	100.0%
347.202 - PARK USAGE FEE	5,624.00	3,334.00	2,290.00	168.7%
347.280 - SERVICE CHG- PARKS & RECREATION - Other	15,624.00	3,334.00	12,290.00	468.6%
Total 347.200 - SERVICE CHG- PARKS & RECREATION	15,624.00	3,334.00	12,290.00	468.6%
Total 347.000 - SERVICE CHG- CULTURE/RECREATION	15,624.00	3,334.00	12,290.00	468.6%
349.000 - GENERAL GOVERNMENT- NOT COURT	1,719,728.64	1,583,713.16	136,015.48	106.8%
356.00 - STATE FINES & FORFEITS	0.00	0.00	0.00	0.0%
361.000 - INTEREST & OTHER EARNINGS	1,140.81	958.34	182.27	119.0%
Total 361.000 - INTEREST & OTHER EARNINGS	1,140.81	958.34	182.27	119.0%
362.000 - RENTS & ROYALTIES				
362.001 - DOCK - PRIVATE ANNUAL	45,774.84	42,000.00	3,774.84	108.9%
362.002 - DOCK - COMMERCIAL ANNUAL	27,840.02	16,800.00	11,040.02	166.5%
362.004 - OFFICE SPACE RENT	5,000.00	5,500.00	-500.00	90.9%
362.005 - VERTICAL BRIDGE LEASE	20,122.06	18,860.00	3,262.06	118.1%
Total 362.000 - RENTS & ROYALTIES	98,473.92	80,960.00	17,489.92	121.6%
365.000 - SALE - SURPLUS MATERIALS & SCRAP				
365.001 - SALES - SURPLUS MATERIALS	0.00	0.00	0.00	0.0%
365.002 - SALES - SCRAP	0.00	0.00	0.00	0.0%
Total 365.000 - SALE - SURPLUS MATERIALS & SCRAP	0.00	0.00	0.00	0.0%
366.000 - CONTRIBUTIONS/DONATIONS PRIVATE				
366.001 - CHRISTMAS DONATIONS - CHILDREN	10,125.00	7,000.00	3,125.00	144.8%
366.002 - FIREWORKS DONATIONS	9,073.00	8,000.00	1,073.00	113.4%
366.003 - HALLOWEEN DONATIONS	0.00	0.00	0.00	0.0%
366.004 - COMMUNITY BENEFIT DONATIONS	0.00	0.00	0.00	0.0%
366.005 - DONATIONS FOR CULTURAL/PARKS	500.00	0.00	500.00	100.0%
366.008 - DONATIONS TO CITY (GENERAL)	0.00	0.00	0.00	0.0%
366.007 - DONATION - SEWER	0.00	0.00	0.00	0.0%
366.008 - DONATION OF FA	0.00	0.00	0.00	0.0%
366.009 - DONATION OF VEHICLE/EQUIPMENT	0.00	0.00	0.00	0.0%
Total 366.000 - CONTRIBUTIONS/DONATIONS PRIVATE	19,898.00	15,000.00	4,898.00	131.3%
369.000 - OTHER MISC REVENUES	0.00	0.00	0.00	0.0%
369.300 - SETTLEMENTS	18,653.07	633.00	17,820.07	2,298.3%
369.900 - OTHER MISC REVENUES	18,653.07	853.00	17,800.07	2,298.3%
Total 369.000 - OTHER MISC REVENUES	3,028,398.67	8,437,478.33	-3,411,081.66	47.0%
380.000 - NON OPERATING	0.00	0.00	0.00	0.0%
381.000 - INTER-FUND GROUP TRANSFERS IN	0.00	0.00	0.00	0.0%
Total 380.000 - NON OPERATING	0.00	0.00	0.00	0.0%

City of Everglades City
Profit & Loss Budget vs. Actual
October 2021 through July 2022

	Oct '21 - Jul '22	Budget	\$ Over Budget	% of Budget
389.000 - PROPRIETARY NON-OPERATING SOURCE				
389.100 - PROPRIETARY - INTEREST	20.85	29.00	-8.15	71.9%
389.400 - PROPRIETARY-OTHER GRANTS/DONATE	0.00	0.00	0.00	0.0%
Total 389.000 - PROPRIETARY NON-OPERATING SOURCE	20.85	29.00	-8.15	71.9%
Total Income	3,020,407.52	6,437,507.33	-3,417,099.81	47.0%
Gross Profit	3,020,407.52	6,437,507.33	-3,417,099.81	47.0%
Expenses				
510.00 - GOVERNMENTAL SERVICES				
510.20 - OPER	0.00	0.00	0.00	0.0%
510.20 - DEPRECIATION	0.00	0.00	0.00	0.0%
512.00 - EXECUTIVE				
512.10 - PERSONNEL SERVICES	7,400.00	9,200.00	-1,800.00	80.4%
512.12 - REGULAR SALARIES AND WAGES	588.13	729.80	-137.67	80.4%
512.21 - FICA TAXES	11218.80	11,225.84	-7.04	99.9%
512.23 - LIFE & HEALTH INSURANCE				
Total 512.10 - PERSONNEL SERVICES	19,186.93	21,129.64	-1,944.71	90.8%
512.30 - OPERATING EXPENDITURES/EXPENSES	329.78	12,500.00	-12,170.22	2.6%
512.31 - PROFESSIONAL SERVICES	0.00	0.00	0.00	0.0%
512.40 - TRAVEL & PER DIEM	0.00	63.34	-63.34	0.0%
512.41 - COMMUNICATION SERVICES/DEVICES	764.38	888.00	-123.62	86.1%
512.45 - INSURANCE	888.00	75.00	813.00	100.0%
512.52 - OPERATING SUPPLIES	250.40	373.00	-122.60	33.3%
512.54 - BOOKS, SUBSCRIPTIONS, DUES	0.00	0.00	0.00	0.0%
512.55 - TRAINING	89.25		89.25	0.0%
Total 512.30 - OPERATING EXPENDITURES/EXPENSES	2,319.81	14,643.34	-12,323.53	15.8%
Total 512.00 - EXECUTIVE	21,504.74	35,772.98	-14,274.24	60.1%
513.00 - FINANCE & ADMINISTRATIVE				
513.10 - PERSONNEL SERVICES	99,007.44	98,750.00	2,257.44	102.3%
513.12 - REGULAR SALARIES & WAGES	0.00	0.00	0.00	0.0%
513.14 - OVERTIME	0.00	0.00	0.00	0.0%
513.15 - SPECIAL PAY	7,573.59	7,401.85	171.74	102.3%
513.21 - FICA	4,004.59	4,012.50	-7.91	99.8%
513.21 - LIFE & HEALTH INSURANCE	3,058.81	3,277.50	-220.69	93.3%
513.24 - WORKERS COMPENSATION				
Total 513.10 - PERSONNEL SERVICES	113,642.83	111,441.85	2,200.98	102.0%
513.30 - OPERATING EXPENDITURES/EXPENSE	4,180.87	3,558.34	222.53	105.9%
513.31 - PROFESSIONAL SERVICES	22,300.00	50,000.00	-27,700.00	44.6%
513.32 - ACCOUNTING & AUDITING	22,015.62	80,355.58	-58,339.96	38.5%
513.34 - OTHER SERVICES	0.00	246.00	-246.00	0.0%
513.40 - TRAVEL & PER DIEM	0.00	5,853.34	-5,853.34	0.0%
513.41 - COMMUNICATION SERVICES & DEVICE	3,707.51	1,250.00	2,457.51	100.0%
513.42 - FREIGHT & POSTAGE SERVICES	674.97	6,060.68	-5,385.71	10.8%
513.43 - UTILITY SERVICES	7,206.31	20,627.50	-13,421.19	34.5%
513.44 - RENTALS & LEASES	0.00	4,168.80	-4,168.80	0.0%
513.45 - INSURANCE	20,627.00	2,083.34	18,543.66	100.0%
513.46 - REPAIR & MAINTENANCE SERVICES	3,052.28	18,333.34	-15,281.06	16.7%
513.47 - PRINTING & BINDING	3,845.71	3,029.18	816.53	127.6%
513.49 - OTHER CURRENT CHGS & OBLIGATION	2,187.33	2,500.00	-312.67	87.5%
513.51 - OFFICE SUPPLIES	2,840.12		2,840.12	0.0%
513.52 - OPERATING SUPPLIES				

City of Everglades City
Profit & Loss Budget vs. Actual
October 2021 through July 2022

	Oct 21 - Jul 22	Budget	\$ Over Budget	% of Budget
513.24 - BOOKS, SUBSCRIPTIONS & MEMBERSH	1,556.00	1,250.00	306.00	134.5%
513.25 - TRAINING	0.00	1,275.00	-1,275.00	0.0%
Total 513.20 - OPERATING EXPENDITURE/EXPENSE	54,772.02	161,579.06	-86,807.06	52.2%
Total 513.00 - FINANCE & ADMINISTRATIVE	208,414.85	259,020.93	-84,606.08	71.1%
514.00 - LEGAL COUNCIL	0.00	0.00	0.00	0.0%
514.30 - OPERATING EXPENDITURE/EXPENSES	7,047.00	900.00	6,147.00	783.0%
514.40 - TRAVEL & PER DIEM	0.00	900.00	-900.00	73.3%
Total 514.30 - OPERATING EXPENDITURE/EXPENSES	7,047.00	900.00	6,147.00	783.0%
514.80 - LEGAL COUNCIL - Other	65,343.92	89,186.70	-23,822.78	80.4%
Total 514.00 - LEGAL COUNCIL	72,390.92	90,086.70	-17,675.78	80.4%
517.00 - DEBT SERVICE PAYMENTS	0.00	0.00	0.00	0.0%
517.20 - DEBT SERVICE	0.00	0.00	0.00	0.0%
517.22 - INTEREST	0.00	0.00	0.00	0.0%
517.23 - OTHER DEBT SERVICE COSTS	0.00	0.00	0.00	0.0%
Total 517.00 - DEBT SERVICE	0.00	0.00	0.00	0.0%
Total 517.00 - DEBT SERVICE PAYMENTS	0.00	0.00	0.00	0.0%
519.00 - OTHER GENERAL GOV SERVICES	0.00	0.00	0.00	0.0%
519.30 - OTHER EXPENDITURE/EXPENSES	0.00	0.00	0.00	0.0%
519.38 - BAD DEBT EXPENSE	0.00	0.00	0.00	0.0%
Total 519.30 - OTHER EXPENDITURE/EXPENSES	0.00	0.00	0.00	0.0%
Total 519.00 - OTHER GENERAL GOV SERVICES	0.00	0.00	0.00	0.0%
Total 519.00 - OTHER GENERAL GOV SERVICES	302,310.51	418,886.61	-118,566.10	72.2%
Total 518.00 - GOVERNMENTAL SERVICES				
520.00 - PUBLIC SAFETY				
524.00 - PROTECTIVE INSPECTIONS				
524.10 - PERSONNEL SERVICES	42,139.16	41,246.16	793.00	101.8%
524.12 - REGULAR SALARIES AND WAGES	0.00	833.34	-833.34	0.0%
524.14 - OVERTIME	0.00	0.00	0.00	0.0%
524.15 - SPECIAL PAY	3,223.50	3,227.15	-3.65	89.8%
524.21 - FICA TAXES	10,099.54	10,103.34	-3.80	100.0%
524.23 - LIFE & HEALTH INSURANCE	3,055.77	3,273.00	-221.23	93.4%
524.24 - WORKERS' COMPENSATION	58,518.97	58,767.99	-249.02	99.5%
Total 524.10 - PERSONNEL SERVICES	43,555.50	1,168.85	42,386.65	3,732.7%
524.30 - OPERATING EXPENDITURE/EXPENSES	0.00	100.00	-100.00	0.0%
524.31 - PROFESSIONAL SERVICES	1,800.68	2,106.00	-295.32	78.2%
524.40 - TRAVEL & PER DIEM	2,133.63	2,106.00	27.63	51.3%
524.41 - COMMUNICATION SERVICES & DEVICE	20,524.00	20,827.00	-293.00	100.0%
524.42 - FREIGHT & POSTAGE SERVICES	4,182.07	2,086.00	2,096.07	220.2%
524.45 - INSURANCE	2,804.00	100.00	2,498.77	182.1%
524.46 - REPAIR & MAINTENANCE SERVICES	1,114.52	2,500.00	-1,044.00	104.2%
524.47 - PRINTING & BINDING	1,565.46	690.00	484.52	178.9%
524.48 - OFFICE SUPPLIES	155.00	840.00	-726.46	186.5%
524.49 - OPERATING SUPPLIES	0.00	200.00	-200.00	100.0%
524.51 - BOOKS, SUBSCRIPTIONS & MEMBERSH	76,208.63	30,760.53	45,448.10	247.7%
524.55 - TRAINING	134,727.80	89,548.52	45,179.08	150.5%
Total 524.30 - OPERATING EXPENDITURE/EXPENSES				
Total 524.00 - PROTECTIVE INSPECTIONS				

12:57 PM

08/30/22

ACTUAL BILLS

City of Everglades City
Profit & Loss Budget vs. Actual
October 2021 through July 2022

	Oct 21 - Jul 22		Budget		\$ Over Budget		% of Budget	
525.00 - EMERGENCY & DISASTER RELIEF SYS								
525.30 - OPERATING EXPENDITURE/EXPENSES								
525.31 - PROFESSIONAL SERVICES	725.00		5,000.00		-4,275.00		14.5%	
525.42 - FREIGHT & POSTAGE SERVICE	0.00		0.00		0.00		0.0%	
525.44 - RENTALS & LEASES	0.00		0.00		0.00		0.0%	
525.46 - REPAIRS & MAINTENANCE SERVICES	0.00		114,000.00		-114,000.00		0.0%	
525.49 - OTHER CURRENT CHGS & OBLIGATION	0.00		4,500.00		-4,500.00		0.0%	
525.51 - OFFICE SUPPLIES	0.00		0.00		0.00		0.0%	
525.52 - OPERATING SUPPLIES	0.00		0.00		0.00		0.0%	
Total 525.30 - OPERATING EXPENDITURE/EXPENSES	725.00		123,500.00		-122,775.00		0.6%	
Total 525.00 - EMERGENCY & DISASTER RELIEF SYS	725.00		123,500.00		-122,775.00		0.6%	
530.00 - PUBLIC SAFETY								
530.20 - PHYSICAL ENVIRONMENT		135,452.80						
530.26 - OPEN		0.00						
530.29 - DEPRECIATION		0.00						
533.00 - WATER UTILITY SERVICES								
533.10 - PERSONNEL SERVICES	116,443.24		136,442.31		-19,999.07		85.3%	
533.12 - REGULAR SALARIES & WAGES	3,617.53		3,617.50		0.00		144.6%	
533.14 - OVERTIME	9,407.18		10,774.00		-1,366.82		87.6%	
533.21 - FICA	31,467.00		25,094.18		5,872.84		122.1%	
533.23 - LIFE & HEALTH INSURANCE	3,056.61		3,272.00		-221.19		93.3%	
533.24 - WORKERS' COMPENSATION								
Total 533.10 - PERSONNEL SERVICES	165,891.76		180,027.87		-14,135.91		92.1%	
533.30 - OPERATING EXPENDITURE/EXPENSES								
533.31 - PROFESSIONAL SERVICES	99,341.06		125,000.00		-25,658.92		79.5%	
533.34 - OTHER SERVICES	20,714.77		22,500.00		-1,785.23		92.3%	
533.41 - COMMUNICATION SERVICES & DENGUE	4,500.00		4,418.88		-81.12		98.0%	
533.42 - FREIGHT & POSTAGE SERVICES	3,480.22		2,500.00		980.22		86.4%	
533.43 - UTILITY SERVICES	30,832.97		29,166.88		1,666.09		105.6%	
533.46 - INSURANCE	21,193.10		20,827.00		366.10		102.7%	
533.48 - REPAIRS & MAINTENANCE SERVICES	52,933.23		112,048.16		-59,115.83		47.2%	
533.49 - OTHER CURRENT CHGS & OBLIGATION	482.46		541.86		-69.40		89.1%	
533.51 - OFFICE SUPPLIES	5,030.21		31,566.16		-26,535.95		15.6%	
533.52 - OPERATING SUPPLIES	1,060.72		1,000.00		60.72		106.1%	
533.54 - BOOKS, SUBSCRIPTIONS & MEMBERSH	99,282.59		95,833.34		3,449.25		103.7%	
Total 533.30 - OPERATING EXPENDITURE/EXPENSES	337,780.59		445,719.86		-107,939.28		75.6%	
533.70 - DEBT SERVICE								
533.71 - PRINCIPAL	0.00		0.00		0.00		0.0%	
533.72 - INTEREST	15,166.47		17,516.39		-2,349.92		86.6%	
Total 533.70 - DEBT SERVICE	15,166.47		17,516.39		-2,349.92		86.6%	
Total 533.00 - WATER UTILITY SERVICES	510,546.81		643,263.72		-124,416.91		80.7%	
535.00 - SEWER / WASTEWATER SERVICES								
535.10 - PERSONNEL SERVICES	72,256.78		82,692.31		-10,435.53		87.4%	
535.12 - REGULAR SALARIES & WAGES	4,815.40		4,135.00		680.40		116.5%	
535.14 - OVERTIME	5,848.84		6,942.70		-1,093.86		84.3%	
535.21 - FICA TAXES	24,240.76		25,132.50		-891.74		96.1%	
535.23 - LIFE & HEALTH INSURANCE	3,056.44		3,257.50		-201.06		93.3%	
535.24 - WORKERS' COMPENSATION								
Total 535.10 - PERSONNEL SERVICES	110,209.22		121,860.01		-11,650.79		90.4%	

City of Everglades City
Profit & Loss Budget vs. Actual
October 2021 through July 2022

	Oct 21 - Jul 22	Budget	\$ Over Budget	% of Budget
535.30 - OPERATING EXPENDITURES/EXPENSES				
535.31 - PROFESSIONAL SERVICES	208,318.48	220,833.34	-11,918.86	94.8%
535.34 - OTHER SERVICES	674.77	2,086.00	-1,405.23	32.4%
535.40 - TRAVEL & PER DIEM	0.00	4,170.00	-4,170.00	0.0%
535.41 - COMMUNICATION SERVICES & DEVICE	3,046.42	2,388.00	628.42	73.1%
535.42 - FREIGHT & POSTAGE SERVICES	2,180.23	30,350.00	-27,169.77	103.9%
535.43 - UTILITY SERVICES	37,115.39	20,503.50	16,611.89	120.0%
535.45 - INSURANCE	29,523.40	20,833.34	8,690.06	141.7%
535.46 - REPAIR & MAINTENANCE SERVICES	482.46	550.00	-67.54	87.7%
535.47 - RENT & BUILDING	34,583.43	27,581.50	7,411.93	126.5%
535.48 - OTHER CURRENT CHGS & OBLIGATION	1,050.18	958.34	91.82	109.5%
535.51 - OFFICE SUPPLIES	46,574.97	54,168.66	-7,591.69	85.0%
535.52 - OPERATING SUPPLIES	250.90	300.00	-49.10	83.6%
535.54 - BOOKS, SUBSCRIPTIONS, MEMBERSHI				
Total 535.30 - OPERATING EXPENDITURES/EXPENSES	385,282.09	384,096.88	385.41	100.1%
535.70 - DEBT SERVICE				
535.71 - PRINCIPAL	0.00	0.00	0.00	0.0%
535.72 - INTEREST	44,539.89	48,590.23	-4,020.34	91.7%
535.73 - OTHER DEBT SERVICE COSTS	282.68	351.17	-68.51	74.5%
Total 535.70 - DEBT SERVICE	44,802.55	48,911.40	-4,108.85	91.5%
Total 535.00 - SEWER/WASTEWATER SERVICES	540,297.86	555,879.09	-15,380.23	97.2%
Total 538.00 - PHYSICAL ENVIRONMENT	1,059,144.87	1,198,941.81	-139,797.14	88.3%
540.00 - TRANSPORTATION				
541.00 - PERSONNEL SERVICES				
541.10 - REGULAR SALARIES & WAGES	17,256.89	19,019.23	-1,722.55	90.5%
541.12 - REGULAR SALARIES & WAGES	1,203.87	4,281.88	-3,087.79	28.1%
541.14 - OVERTIME	1,403.73	1,783.76	-380.05	78.7%
541.21 - FICA & HEALTH INSURANCE	6,491.26	6,715.00	-223.74	96.7%
541.24 - WORKERS' COMPENSATION	3,058.77	3,278.00	-221.23	93.3%
Total 541.10 - PERSONNEL SERVICES	29,452.31	35,087.67	-5,635.36	83.9%
541.20 - OPERATING EXPENDITURES/EXPENSES				
541.31 - PROFESSIONAL SERVICES	1,055.54	1,000.00	55.54	105.5%
541.34 - OTHER SERVICES	18,991.75	12,500.00	4,491.75	135.9%
541.41 - COMMUNICATION SERVICES & DEVICE	1,444.88	2,100.00	-655.02	68.8%
541.42 - FREIGHT & POSTAGE SERVICES	1,57.82	210.00	-92.08	75.2%
541.43 - UTILITY SERVICES	5,337.11	6,041.88	-704.57	88.3%
541.45 - INSURANCE	20,827.00	20,827.50	-0.50	100.0%
541.48 - REPAIR & MAINTENANCE SERVICES	138,328.36	29,168.70	108,159.66	474.3%
541.49 - OTHER CURRENT CHGS & OBLIGATION	3,398.89	4,180.00	-791.11	81.1%
541.51 - OFFICE SUPPLIES	311.51	210.00	101.51	148.3%
541.52 - OPERATING SUPPLIES	12,485.92	2,923.00	9,565.92	427.5%
541.53 - ROAD MATERIALS & SUPPLIES	0.00	16,888.88	-16,888.88	0.0%
Total 541.30 - OPERATING EXPENDITURES/EXPENSES	200,138.98	95,822.58	104,514.42	209.3%
Total 541.00 - ROAD & STREET FACILITIES	229,589.29	130,710.23	98,879.08	175.6%
Total 540.00 - TRANSPORTATION	229,589.29	130,710.23	98,879.08	175.6%

12:37 PM
08/30/22

Actual Data

City of Everglades City
Profit & Loss Budget vs. Actual
October 2021 through July 2022

	Oct 21 - Jul 22	Budget	\$ Over Budget	% of Budget
568.00 - HUMAN SERVICES				
562.00 - HEALTH SERVICE-MOSQUITO CONTROL				
562.10 - PERSONNEL SERVICES	6,640.00	12,403.65	-5,763.65	53.5%
562.12 - REGULAR SALARIES & WAGES	0.00	0.00	0.00	0.0%
562.14 - OVERTIME	508.10	945.30	-441.20	53.5%
562.21 - FICA TAXES				
Total 562.10 - PERSONNEL SERVICES	7,148.10	13,353.15	-6,205.05	53.5%
562.30 - OPERATING EXPENDITURES/EXPENSES				
562.31 - PROFESSIONAL SERVICES	1,055.50	1,250.00	-194.50	84.4%
562.46 - REPAIR & MAINTENANCE SERVICES	0.00	1,250.00	-1,250.00	0.0%
562.48 - OTHER CURRENT CHGS & OBLIGATION	0.00	0.00	0.00	0.0%
562.53 - OPERATING SUPPLIES	9,809.58	16,870.00	-7,060.04	57.6%
562.55 - TRAINING	0.00	250.00	-250.00	0.0%
Total 562.30 - OPERATING EXPENDITURES/EXPENSES	10,865.08	19,420.00	-8,554.54	54.9%
Total 562.00 - HEALTH SERVICE-MOSQUITO CONTROL	17,813.58	32,773.15	-14,959.59	54.4%
Total 560.00 - HUMAN SERVICES	17,813.58	32,773.15	-14,959.59	54.4%
570.00 - CULTURE / RECREATION				
572.00 - PARKS & RECREATION				
572.10 - PERSONNEL SERVICES				
572.12 - REGULAR SALARIES & WAGES	20,846.88	23,153.85	-2,307.17	90.0%
572.14 - OVERTIME	1,203.67	4,148.10	-3,042.83	28.2%
572.21 - FICA TAXES	1,873.30	2,088.95	-423.65	78.8%
572.23 - LIFE & HEALTH INSURANCE	6,481.15	6,715.00	-223.85	96.7%
572.24 - WORKERS COMPENSATION	3,038.44	3,257.50	-219.06	93.3%
Total 572.10 - PERSONNEL SERVICES	33,255.44	38,482.00	-5,226.56	84.2%
572.30 - OPERATING EXPENDITURES/EXPENSES				
572.31 - PROFESSIONAL SERVICES	1,055.53	15,464.57	-14,399.04	6.8%
572.34 - OTHER SERVICES	22,862.46	13,383.34	9,522.12	171.5%
572.41 - COMMUNICATION SERVICES & DEVICE	2,150.54	2,500.00	-308.46	87.7%
572.42 - FREIGHT & POSTAGE SERVICES	150.54	270.00	-58.46	71.7%
572.43 - UTILITY SERVICES	7,046.53	6,250.00	796.53	112.8%
572.46 - REPAIR & MAINTENANCE SERVICES	0.00	0.00	0.00	0.0%
572.48 - OTHER CURRENT CHGS & OBLIGATION	20,503.48	20,603.50	-0.02	100.0%
572.49 - OTHER CURRENT CHGS & OBLIGATION	50,550.89	4,126.00	46,425.89	1,223.5%
572.51 - OFFICE SUPPLIES	825.45	3,750.00	-2,924.55	22.0%
572.52 - OPERATING SUPPLIES	322.02	80.00	232.02	291.8%
572.54 - BOOKS, SUBSCRIPTIONS, MEMBERSHIP	6,769.08	4,583.34	2,185.74	147.7%
572.55 - TRAINING	380.00			
Total 572.30 - OPERATING EXPENDITURES/EXPENSES	104.48			
Total 572.00 - PARKS & RECREATION	112,779.87	70,799.75	41,979.22	159.3%
Total 570.00 - CULTURE / RECREATION	112,779.87	70,799.75	41,979.22	159.3%
574.00 - SPECIAL EVENTS				
574.30 - OPERATING EXPENDITURES/EXPENSES				
574.34 - OTHER SERVICES	13,900.00	5,000.00	8,907.59	113.4%
574.52 - OPERATING SUPPLIES	5,080.59	0.00	5,080.59	0.0%
Total 574.30 - OPERATING EXPENDITURES/EXPENSES	19,567.59	5,000.00	14,567.59	391.4%
Total 574.00 - SPECIAL EVENTS	19,567.59	5,000.00	14,567.59	391.4%
Total 570.00 - CULTURE / RECREATION	165,802.00	115,291.75	50,310.25	143.8%

City of Everglades City
Profit & Loss Budget vs. Actual
October 2021 through July 2022

	Oct 21 - Jul 22	Budget	\$ Over Budget	% of Budget
589.00 - OTHER USES				
581.000 - INTER-FUND GROUP TRANSFERS OUT				
581.90 - OTHER USES	0.00	0.00	0.00	0.0%
581.91 - INTRAGOVERNMENTAL TRANSFERS	0.00	0.00	0.00	0.0%
Total 581.90 - OTHER USES	0.00	0.00	0.00	0.0%
581.000 - INTER-FUND GROUP TRANSFERS OUT - Other				
Total 581.000 - INTER-FUND GROUP TRANSFERS OUT	0.00	0.00	0.00	0.0%
Total 589.00 - OTHER USES	0.00	0.00	0.00	0.0%
Total Expense	1,908,912.83	2,108,656.07	-199,722.44	90.5%
Net Ordinary Income	1,116,464.89	4,327,872.26	-3,211,377.37	25.6%
Other Income/Expense				
Other Expense	0.00	0.00	0.00	0.0%
589.00 - OTHER NONOPERATING				
589.00 - LOSS	0.00	0.00	0.00	0.0%
Total 589.00 - OTHER NONOPERATING	0.00	0.00	0.00	0.0%
Total Other Expense	0.00	0.00	0.00	0.0%
Net Other Income	1,116,464.89	4,327,872.26	-3,211,377.37	25.6%
Net Income				

City of Everglades City
Statement of Cash Flows
October 2021 through July 2022

	Oct 21 - Jul 22
OPERATING ACTIVITIES	
Net Income	1,116,494.89
Adjustments to reconcile Net Income to net cash provided by operations:	
115,100 · ACCOUNTS RECEIVABLE	6,281.61
202,000 · ACCOUNTS PAYABLE	-23,277.00
203,000 · NOTES & LOANS PAYABLE - CURRENT	-18,150.13
203,002 · Veolia Settlement - Current	-50,150.84
203,903 · SRF LOAN 110922 - LONG TERM	87,172.83
215,000 · INTEREST ACCRUED	-2,526.92
216,000 · SALARIES & WAGES EARNED	-3,056.80
217,000 · ACCRUED TAXES PAYABLE	-233.84
217,002 · ACCRUED SALES TAX COLLECTED	100.42
220,000 · DEPOSITS - CUSTOMER SECURITY	104.45
220,001 · DEPOSIT - DEMOLITION RESERVE	1,000.00
Net cash provided by Operating Activities	1,113,758.67
INVESTING ACTIVITIES	
166,900 · EQUIPMENT & FURNITURE	-56,991.56
169,900 · CONSTRUCTION WORK IN PROGRESS	-267,598.18
155,000 · PREPAID ITEMS	23,371.24
Net cash provided by Investing Activities	-303,218.50
FINANCING ACTIVITIES	
234,00 · BONDS PAYABLE - CURRENT	-61,000.00
Net cash provided by Financing Activities	-61,000.00
Net cash increase for period	749,540.17
Cash at beginning of period	2,113,414.31
Cash at end of period	2,862,954.48

Date	Amount	Memo
3/27/2019	\$9,247.55	February Distribution
4/25/2019	\$9,679.61	March Distribution
5/7/2019	\$1,453.67	1st QTR Distribution
5/29/2019	\$10,499.78	April Distribution
6/25/2019	\$8,795.66	May Distribution
7/29/2019	\$7,425.90	June Distribution
8/8/2019	\$1,990.56	2nd QTR Distribution
8/27/2019	\$6,702.89	July Distribution
9/25/2019	\$6,582.16	August Distribution
10/28/2019	\$5,923.02	September Distribution
11/12/2019	\$1,893.29	3rd Quarter Distribution
11/25/2019	\$6,243.15	October Distribution
12/24/2019	\$7,264.29	November Distribution
1/28/2020	\$8,188.14	December Distribution
2/12/2020	\$2,003.71	4TH Quarter Distribution
2/26/2020	\$9,632.86	January Distribution
3/25/2020	\$9,302.53	February Distribution
4/28/2020	\$9,138.65	March Distribution
5/6/2020	\$2,271.01	1st QTR Distribution
5/28/2020	\$7,034.60	April Distribution
6/26/2020	\$4,506.68	May Distribution
7/27/2020	\$5,768.90	June Distribution
8/6/2020	\$2,115.50	2nd QTR Distribution
8/27/2020	\$6,322.51	July Distribution
9/25/2020	\$5,783.03	August Distribution
10/27/2020	\$5,825.83	September Distribution
11/4/2020	\$2,326.88	3rd Quarter Distribution
11/30/2020	\$6,865.85	October Distribution
12/23/2020	\$7,389.69	November Distribution
1/27/2021	\$8,153.05	December Distribution
2/5/2021	\$2,622.11	4TH Quarter Distribution
2/26/2021	\$9,856.38	January Distribution
3/29/2021	\$9,053.12	February Distribution
4/27/2021	\$9,182.13	March Distribution
5/14/2021	\$2,845.54	1st QTR Distribution
5/26/2021	\$11,229.84	April Distribution
6/25/2021	\$10,024.26	May Distribution
7/27/2021	\$8,814.46	June Distribution
8/20/2021	\$2,755.38	2nd QTR Distribution
8/27/2021	\$8,367.75	July Distribution
9/28/2021	\$7,953.51	August Distribution
10/27/2021	\$7,308.45	September Distribution
11/5/2021	\$3,207.42	3rd Quarter Distribution
11/29/2021	\$7,954.79	October Distribution
12/27/2021	\$9,170.10	November Distribution
1/27/2022	\$10,260.89	December Distribution
2/17/2022	\$4,151.72	4TH Quarter Distribution
2/28/2022	\$12,244.93	January Distribution
3/28/2022	\$11,117.40	February Distribution
4/27/2022	\$12,022.14	March Distribution
5/13/2022	\$4,711.74	1st QTR Distribution
5/27/2022	\$12,862.17	April Distribution
6/24/2022	\$10,941.62	May Distribution
7/27/2022	\$9,272.89	June Distribution
8/5/2022	\$4,194.54	2nd QTR Distribution
8/24/2022	\$8,736.79	July Distribution
Total Received	\$397,193.02	Restricted Funds

Distribution Total as of 9/30/20 \$163,922.36

Total Distribution as of 9/30/21 \$115,628.94

Funds Used

9/30/2020 4/1/2021 8/3/2021

Total in Restricted Funds as of 7/31/2022 \$383,912.27

Total in Restricted Funds as of 9/30/2020 \$158,786.58

Total in Restricted Funds as of 9/30/2021 \$266,270.55

-\$5,135.78

-\$4,093.78

-\$4,051.19

-\$13,280.75

Date	Project	Amount	Memo
9/30/2020	FEMA PW 3528 -Solar Walkway Lighting Project	\$5,135.78	2.5 % of Project Is Local Share, \$205431.34 * 2.5% = 5135.78
4/1/2021	FEMA PW 3528 -Solar Walkway Lighting Project	\$4,093.78	2.5 % of Project Is Local Share, \$163751.21 * 2.5% = 4093.78
7/27/2021	FEMA PW 3528 -Solar Walkway Lighting Project	\$4,051.19	2.5 % of Project Is Local Share, \$162047.60 * 2.5% = 4093.78
	Total	\$13,280.75	

Restricted Funds for Infrastructure in Utilities Account

American Rescue
Local Fiscal Recovery Funds

Updated 8/16/2022

Date	Amount	Memo
9/24/2021	\$105,430.00	Funds Received
8/16/2022	\$105,429.00	Funds Received
Total	\$210,859.00	Restricted Funds for Infrastructure

Everglades City Council Meeting (9/6/2022)

Collier County Sheriff's Office Report

- **Good evening Mayor Grimm and Members of the Everglades City Council**
- **Since the last council meeting we have had 1 reported part 1 crime in Everglades City (more serious crimes that we are mandated to report to the FBI).**
 - A burglary at the Rod & Gun Club that occurred overnight on August 8th. The victim left his fishing rods and cast net valued at \$2,700 unsecured on his boat that was docked at the location and someone took them.
- **We did have a part 1 crime reported in Copeland**
 - A dwelling burglary that was reported on 8/13 at 251 Old Train Ln in which the reporter stated that he hired two subjects to work in his yard. Reporter stated that he left the subjects and when he returned, his door was forced open and he was missing jewelry and fishing rods.
 - These are both open investigations and we are asking that anyone that may have information call the Sheriff's Office
- **Upcoming Events**
 - We are looking forward to attending the Blessing of the Fleet at the Rod & Gun Club on October 1st at 10:30 AM
 - We are in the planning stages for the Everglades Safe Community Night coming up Tuesday, October 11th from 6-8PM
 - So far we have several Agency Resources that have confirmed that they will be there to include: Marine Patrol, YRB with some fun kids activities and snacks, the Motor Unit, the Drone Unit, Crime Scene and Swat
 - We will also have many other community resources to include the Everglades Lion's Club... I have reached out to Councilman Pernas who advised that they will assist by cooking and serving hotdogs, chips and waters
 - We are also looking forward to the Hook'em in the Glades Fishing Tournament to benefit Everglades City School coming up the weekend of October 21st
- **This concludes my report, unless there are any questions**

COLLIER COUNTY 100th Anniversary 1923 - 2023


Everglades City (original county seat) - 70th Anniversary

Barron Gift Collier (1873 - 1939) - 150th Birthday

Opening of the Tamiami Trail (1928) - 95th Anniversary

**Kick-Off in December
to Commemorate
Everglades National Park
75th Anniversary**

**Dedication by President Truman
December 6, 1947
2:30 pm - Everglades City**



Kick-Off Celebration on Dec. 6, 2022 with year-long events

Collier County's 100th Anniversary and Everglades City's 70th Anniversary

- Parade
- Re-enactment of Speeches
- Unveiling of Bob Klotz's Historic Paintings (50th Anniversary)
 - Food - Music - Fireworks
- Invite Dignitaries / Collier Family

Celebrate throughout 2023

- January - Triathlon
- February - Seafood Festival & Museum's History & Heritage Week
- March - Historic Homes & Gardens Tour and Barron Collier's 150th Birthday
- April - Museum's 25th Birthday & Tamiami Trail Celebration
- May 8 - Collier County's 100th Birthday
- June - City Gov't and Employee Appreciation Day


Continue throughout 2023


- July - Independence Day Celebration
- August - Teachers Appreciation Day
- September - Beach Cleanup
- October - Blessing of the Fleet
- November - Music Festival and Art-in-the-Glades
- December - Party in the Park



**Banners
on lamp-
posts
depicting
historic
buildings

same
design
different
colors**






**Original Collier County
Courthouse**



CollierMuseums.com

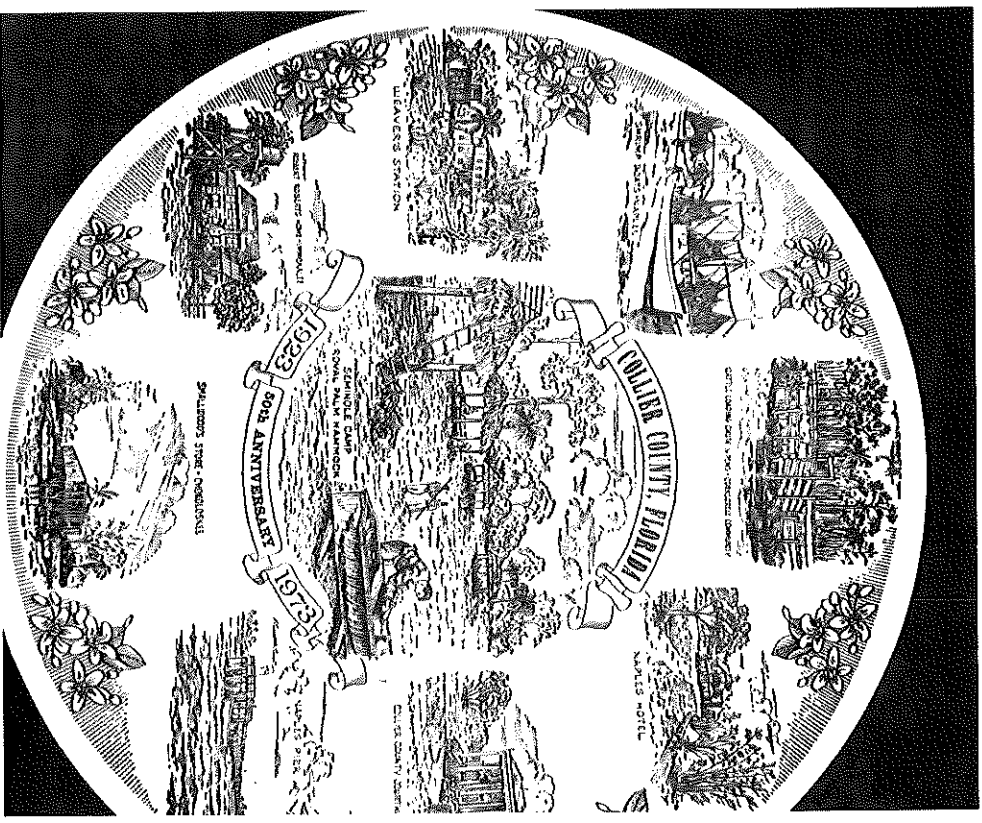






Memorabilia


- Commemorative Anniversary Plate with Images of County
- Local Artists design and create art works (Hannah & Varick already starting on their ideas)
- Competition for Students to create





Questions ??

Your Ideas ??



RESOLUTION 2022-05

A RESOLUTION OF THE CITY OF EVERGLADES CITY OF COLLIER COUNTY, FLORIDA, ADOPTING THE TENTATIVE LEVYING OF AD VALOREM TAXES FOR COLLIER COUNTY FOR FISCAL YEAR 2022/2023; PROVIDING FOR AN EFFECTIVE DATE.

WHEREAS, the City of Everglades City of Collier County, Florida, on September 6, 2022, adopted Fiscal Year 2022/2023 Millage Rates following a public hearing as required by Florida Statute 200.065;

WHEREAS, the City of Everglades City of Collier County, Florida, held a public hearing as required by Florida Statute 200.065; and

WHEREAS, the gross taxable value for operating purposes not exempt from taxation within Collier County has been certified by the County Property Appraiser to the City of Everglades City as \$112,417,081.


NOW, THEREFORE, BE IT RESOLVED BY THE CITY COUNCIL OF THE CITY OF EVERGLADES CITY, FLORIDA, THAT:

1. The FY 2022/2023 operating millage rate is 6.0754 mills which is more than the Rolled-back rate of 5.2041 mills by 16.74%.
2. This Resolution shall take effect immediately upon its adoption.


PASSED AND ADOPTED BY THE CITY COUNCIL OF THE CITY OF EVERGLADES CITY, FLORIDA THIS SEPTEMBER 6, 2022.


ATTEST:


Dottie Joiner, City Clerk



Howell Grimm, Jr. Mayor


Vicky Wells, Councilperson


Josh Minton, Councilperson


Michael McComas, Councilperson


Tony Pernas, Councilperson


Parker Oglesby, Councilperson

RESOLUTION 2022-06

A RESOLUTION OF THE CITY OF EVERGLADES CITY OF COLLIER COUNTY, FLORIDA, ADOPTING THE TENTATIVE BUDGET FOR FISCAL YEAR 2022/2023; PROVIDING FOR AN EFFECTIVE DATE.

WHEREAS, THE City of Everglades City of Collier County, Florida, on September 6, 2022, held a public hearing as required by Florida Statute 200.065; and

WHEREAS, the City of Everglades City of Collier County, Florida set forth the appropriations and revenue estimate for the Budget for Fiscal Year 2022/2023 in the amount of \$17,381,821.00.

NOW, THEREFORE, BE IT RESOLVED BY THE CITY COUNCIL OF THE CITY OF EVERGLADES CITY, FLORIDA THAT:

1. The Fiscal Year 2022/2023 Budget be adopted.
2. This Resolution shall take effect immediately upon its adoption.

PASSED AND ADOPTED BY THE CITY COUNCIL OF THE CITY OF EVERGLADES CITY, FLORIDA, THIS SEPTEMBER 6, 2022.


ATTEST:


Dottie Joiner, City Clerk

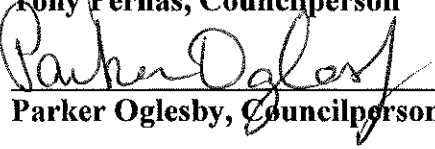

Howell Grimm, Jr. Mayor


Vicky Wells, Councilperson


Josh Minton, Councilperson


Michael McComas, Councilperson


Tony Pernas, Councilperson


Parker Oglesby, Councilperson

BUDGET SUMMARY

CITY OF EVERGLADES CITY - FISCAL YEAR 2022-2023

GENERAL FUND 6.0754

ESTIMATED REVENUES	GENERAL FUND	ENTERPRISE FUND	TOTAL ALL FUNDS
TAXES: MILAGE PER \$1000			
Ad Valorem Taxes 6.0754	\$682,979.00		\$682,979.00
Franchise Fees	\$30,000.00		\$30,000.00
Gas Tax	\$34,967.00		\$34,967.00
Local Business Tax	\$3,450.00		\$3,450.00
Local Government Infrastructure Tax	\$105,801.00		\$105,801.00
State Communications Services Tax	\$16,892.00		\$16,892.00
Utility Services Tax	\$72,000.00	\$79,500.00	\$151,500.00
License and Permits	\$2,575.00		\$2,575.00
Intergovernmental Revenue	\$708,609.00	\$4,477,433.00	\$5,186,042.00
Charges for Services	\$31,010.00	\$1,998,650.00	\$2,029,660.00
Miscellaneous Revenue	\$125,970.00	\$25.00	\$125,995.00
Proceeds from New SRF Loan		\$5,910,960.00	\$5,910,960.00
TOTAL REVENUES	\$1,814,253.00	\$12,466,568.00	\$14,280,821.00
Fund balances/Reserves/Net Assets	\$1,162,000.00	\$1,939,000.00	\$3,101,000.00
TOTAL REVENUES, TRANSFERS & BALANCES	\$2,976,253.00	\$14,405,568.00	\$17,381,821.00
EXPENDITURES			
General Government	\$497,037.00	\$12,500.00	\$509,537.00
Public Safety	\$124,264.00		\$124,264.00
Physical Environment	\$0.00	\$1,402,648.00	\$1,402,648.00
Transportation	\$191,400.00		\$191,400.00
Human Services	\$39,398.00		\$39,398.00
Culture and Recreation	\$207,828.00		\$207,828.00
Debt Servicing		\$205,535.00	\$205,535.00
Capital Expenditures	\$559,258.00	\$10,374,421.00	\$10,933,679.00
TOTAL EXPENDITURES	\$1,619,185.00	\$11,995,104.00	\$13,614,289.00
Capital Outlay Reserves	\$263,175.00	\$471,464.00	\$734,639.00
Reserves	\$1,093,893.00	\$1,939,000.00	\$3,032,893.00
TOTAL APPROPRIATED EXPENDITURES, RESERVES & BALANCES	\$2,976,253.00	\$14,405,568.00	\$17,381,821.00
THE TENTATIVE, ADOPTED AND/OR FINAL BUDGETS ARE ON FILE IN THE OFFICE OF THE ABOVE MENTIONED TAXING AUTHORITY AS PUBLIC RECORD.			

NOTICE OF PROPOSED TAX INCREASE

The City of Everglades City has tentatively adopted a measure to increase its property tax levy.

Last year's property tax levy:

A. Initially proposed tax levy	\$ 575,146
B. Less tax reductions due to Value Adjustment Board and other assessment changes	\$ (40)
C. Actual property tax levy	\$ 575,186
This year's proposed tax levy	\$ 682,979

All concerned citizens are invited to attend a public hearing on the tax increase to be held on:

DATE: THURSDAY, SEPTEMBER 15, 2022

TIME: 7:00 PM

**PLACE: CITY HALL COUNCIL CHAMBERS
102 COPELAND AVENUE**

TOWN: CITY OF EVERGLADES

A FINAL DECISION on the proposed tax increase and the Budget will be made at this hearing.

REQUIREMENTS FOR THE TRIM ADS:

The NOTICE OF PROPOSED TAX INCREASE ad will be a full ¼ page ad.

Have a Headline in a font no smaller than 18 point.

Have an adjacent BUDGET SUMMARY advertisement.

NOT be published in the legal or classified section.

NOT deviate from the specified language.

NOT be accompanied, preceded, or followed by other ads or notices that conflict with or contradict the required publications.

THE BELOW 4 ADS TO PRINT 1 DAY ONLY ON MONDAY, SEPTEMBER 12, 2022

Resolution 2022-05/Final Millage

Resolution 2022-06/Final Budget

Budget Summary

Notice of Proposed Tax Increase

RESOLUTION NO. 2022-07

**A RESOLUTION APPROVING AMENDMENT 5 TO LOAN AGREEMENT WW110922;
AUTHORIZING THE MAYOR TO EXECUTE THE AMENDMENT; PROVIDING AN EFFECTIVE
DATE.**

WHEREAS, City of Everglades City entered into loan agreement WW110922 with the State of Florida Department of Environmental Protection ("FDEP") on April 5, 2016; and

WHEREAS, loan agreement WW110922 has been previously amended as follows: Amendment 1 on December 26, 2017; Amendment 2 on July 8, 2019; Amendment 3 on October 8, 2020; Amendment 4 on April 21, 2022; and

WHEREAS, the FDEP has requested loan agreement WW110922 be amended to reflect actual costs; and

WHEREAS, the City has reviewed the proposed amendment from the State of Florida Department of Environmental Protection; and

WHEREAS, the City now desires to amend loan agreement WW110922.

**NOW, THEREFORE, BE IT RESOLVED BY THE CITY COUNCIL OF THE CITY OF
EVERGLADES CITY, FLORIDA:**

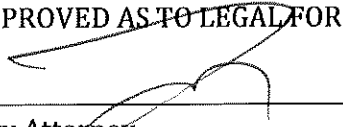
Section 1: The above recitals are true, correct, and incorporated by reference as if set forth fully herein.

Section 2: The City hereby authorizes the mayor execute Amendment 5 of Loan Agreement WW110922 with the FDEP.

Section 3: This Resolution shall take effect immediately upon its passage and adoption.

**PASSED AND ADOPTED BY THE CITY COUNCIL OF THE CITY OF EVERGLADES CITY,
FLORIDA THIS SEPTEMBER 6, 2022.**

APPROVED AS TO LEGAL FORM:



City Attorney

ATTEST:



Dottie Joiner, City Clerk



Mayor



Councilperson



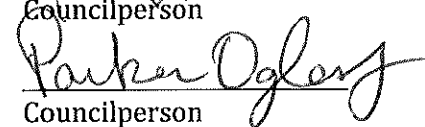
Councilperson



Councilperson



Councilperson



Councilperson

**STATE REVOLVING FUND
AMENDMENT 5 TO LOAN AGREEMENT WW110922
CITY OF EVERGLADES CITY**

This amendment is executed by the STATE OF FLORIDA DEPARTMENT OF ENVIRONMENTAL PROTECTION (Department) and the CITY OF EVERGLADES CITY, FLORIDA, (Local Government) existing as a local governmental entity under the laws of the State of Florida. Collectively, the Department and the Local Government shall be referred to as "Parties" or individually as "Party".

The Department and the Local Government entered into a State Revolving Fund Loan Agreement, Number WW110922, as amended, authorizing a Loan amount of \$500,000, excluding Capitalized Interest, including a Principal Forgiveness amount of \$338,050; and

The Loan Amount, Principal Forgiveness amount, Semiannual Loan Payment amount, Loan Service Fee, and Project costs need adjustment to reflect actual costs; and

Certain provisions of the Agreement need to be revised.

The Parties hereto agree as follows:

1. The total amount awarded is reduced by \$10,983.00 of which the Principal Forgiveness portion is \$7,425.62 and the Loan amount is \$3,557.38. The revised total amount awarded is \$489,017.00. Of that, the Principal Forgiveness is \$330,624.38.
2. The Loan Service Fee is \$9,780. The fee represents two percent of the Loan amount excluding Capitalized Interest; that is, two percent of \$489,017.
3. The total amount of the Loan is \$171,440.87, which consists of \$158,392.62 disbursed to the Local Government, \$3,268.25 of accrued Capitalized Interest and \$9,780.00 of service fee charges.
4. The total amount remaining to repay, is \$171,440.87, consisting of unpaid principal of the Loan of \$161,660.87 and an unpaid service fee charge of \$9,780.00.
5. The Semiannual Loan Payment amount is hereby revised and shall be in the amount of \$5,195.04. Such payments shall be received by the Department on February 15, 2023 and semiannually thereafter on August 15 and February 15 of each year until all amounts due hereunder have been fully paid.
6. Subsection 2.03(1) of the Agreement is deleted and replaced as follows:

REMAINDER OF PAGE INTENTIONALLY LEFT BLANK

(1) The financial assistance authorized pursuant to this Loan Agreement consists of the following:

Federal Resources, Including State Match, Awarded to the Recipient Pursuant to this Agreement Consist of the Following:					
Federal Program Number	Federal Agency	CFDA Number	CFDA Title	Funding Amount	State Appropriation Category
CS-12000116-0	EPA	66.458	Capitalization Grants for State Revolving Funds	\$489,017	140131

7. Project Costs are revised as follows:

The Local Government and the Department acknowledge that changes in Project costs may occur as a result of an audit. Unless this Agreement is amended subsequent to an audit, the following Project disbursements shall be final.

CATEGORY	PROJECT COSTS (\$)
Design (Disbursable Amount)	489,017.00
Less Principal Forgiveness	(330,624.38)
Capitalized Interest	3,268.25
TOTAL (Loan Principal Amount)	161,660.87


8. All other terms and provisions of the Loan Agreement shall remain in effect.

REMAINDER OF PAGE INTENTIONALLY LEFT BLANK

This Amendment 5 to Loan Agreement WW110922 may be executed in two or more counterparts, any of which shall be regarded as an original and all of which constitute but one and the same instrument.

IN WITNESS WHEREOF, the Department has caused this amendment to the Loan Agreement to be executed on its behalf by the Secretary or Designee and the Local Government has caused this amendment to be executed on its behalf by its Authorized Representative and by its affixed seal. The effective date of this amendment shall be as set forth below by the Department.


for
CITY OF EVERGLADES CITY



Mayor

Attest:

Approved as to form and legal sufficiency:



City Clerk

SEAL



City Attorney

for
STATE OF FLORIDA
DEPARTMENT OF ENVIRONMENTAL PROTECTION

Secretary or Designee

Date

**Florida State Revolving Fund
Amortization Schedule Report**

**Sponsor: Everglades City
Funding Number: CW-110922**

Loan Number	Payment #	Payment	Date	Rate	Principal	Interest	GAA Fees	Service Fee	SF Int	Total to Pay
CW-110922	1	\$5,195.04	Feb 15, 2023	2.150 %	\$0.00	\$1,702.72	\$0.00	\$3,387.18	\$105.14	\$158,392.62
	2	\$5,195.04	Aug 15, 2023	2.150 %	\$0.00	\$1,702.72	\$0.00	\$3,423.60	\$68.72	\$158,392.62
	3	\$5,195.04	Feb 15, 2024	2.150 %	\$491.18	\$1,702.72	\$0.00	\$2,969.22	\$31.92	\$157,901.44
	4	\$5,195.04	Aug 15, 2024	2.150 %	\$3,497.60	\$1,697.44	\$0.00	\$0.00	\$0.00	\$154,403.84
	5	\$5,195.04	Feb 15, 2025	2.150 %	\$3,535.20	\$1,659.84	\$0.00	\$0.00	\$0.00	\$150,868.64
	6	\$5,195.04	Aug 15, 2025	2.150 %	\$3,573.20	\$1,621.84	\$0.00	\$0.00	\$0.00	\$147,295.44
	7	\$5,195.04	Feb 15, 2026	2.150 %	\$3,611.61	\$1,583.43	\$0.00	\$0.00	\$0.00	\$143,683.83
	8	\$5,195.04	Aug 15, 2026	2.150 %	\$3,650.44	\$1,544.60	\$0.00	\$0.00	\$0.00	\$140,033.39
	9	\$5,195.04	Feb 15, 2027	2.150 %	\$3,689.68	\$1,505.36	\$0.00	\$0.00	\$0.00	\$136,343.71
	10	\$5,195.04	Aug 15, 2027	2.150 %	\$3,729.35	\$1,465.69	\$0.00	\$0.00	\$0.00	\$132,614.36
	11	\$5,195.04	Feb 15, 2028	2.150 %	\$3,769.44	\$1,425.60	\$0.00	\$0.00	\$0.00	\$128,844.92
	12	\$5,195.04	Aug 15, 2028	2.150 %	\$3,809.96	\$1,385.08	\$0.00	\$0.00	\$0.00	\$125,034.96
	13	\$5,195.04	Feb 15, 2029	2.150 %	\$3,850.91	\$1,344.13	\$0.00	\$0.00	\$0.00	\$121,184.05
	14	\$5,195.04	Aug 15, 2029	2.150 %	\$3,892.31	\$1,302.73	\$0.00	\$0.00	\$0.00	\$117,291.74
	15	\$5,195.04	Feb 15, 2030	2.150 %	\$3,934.15	\$1,260.89	\$0.00	\$0.00	\$0.00	\$113,357.59
	16	\$5,195.04	Aug 15, 2030	2.150 %	\$3,976.45	\$1,218.59	\$0.00	\$0.00	\$0.00	\$109,381.14
	17	\$5,195.04	Feb 15, 2031	2.150 %	\$4,019.19	\$1,175.85	\$0.00	\$0.00	\$0.00	\$105,361.95
	18	\$5,195.04	Aug 15, 2031	2.150 %	\$4,062.40	\$1,132.64	\$0.00	\$0.00	\$0.00	\$101,299.55
	19	\$5,195.04	Feb 15, 2032	2.150 %	\$4,106.07	\$1,088.97	\$0.00	\$0.00	\$0.00	\$97,193.48
	20	\$5,195.04	Aug 15, 2032	2.150 %	\$4,150.21	\$1,044.83	\$0.00	\$0.00	\$0.00	\$93,043.27
	21	\$5,195.04	Feb 15, 2033	2.150 %	\$4,194.82	\$1,000.22	\$0.00	\$0.00	\$0.00	\$88,848.45
	22	\$5,195.04	Aug 15, 2033	2.150 %	\$4,239.92	\$955.12	\$0.00	\$0.00	\$0.00	\$84,608.53
	23	\$5,195.04	Feb 15, 2034	2.150 %	\$4,285.50	\$909.54	\$0.00	\$0.00	\$0.00	\$80,323.03
	24	\$5,195.04	Aug 15, 2034	2.150 %	\$4,331.57	\$863.47	\$0.00	\$0.00	\$0.00	\$75,991.46
	25	\$5,195.04	Feb 15, 2035	2.150 %	\$4,378.13	\$816.91	\$0.00	\$0.00	\$0.00	\$71,613.33

**Florida State Revolving Fund
Amortization Schedule Report**

**Sponsor: Everglades City
Funding Number: CW-110922**

Loan Number	Payment #	Payment	Date	Rate	Principal	Interest	GAA Fees	Service Fee	SF Int	Total to Pay
CW-110922	26	\$5,195.04	Aug 15, 2035	2.150 %	\$4,425.20	\$769.84	\$0.00	\$0.00	\$0.00	\$67,188.13
	27	\$5,195.04	Feb 15, 2036	2.150 %	\$4,472.77	\$722.27	\$0.00	\$0.00	\$0.00	\$62,715.36
	28	\$5,195.04	Aug 15, 2036	2.150 %	\$4,520.85	\$674.19	\$0.00	\$0.00	\$0.00	\$58,194.51
	29	\$5,195.04	Feb 15, 2037	2.150 %	\$4,569.45	\$625.59	\$0.00	\$0.00	\$0.00	\$53,625.06
	30	\$5,195.04	Aug 15, 2037	2.150 %	\$4,618.57	\$576.47	\$0.00	\$0.00	\$0.00	\$49,006.49
	31	\$5,195.04	Feb 15, 2038	2.150 %	\$4,668.22	\$526.82	\$0.00	\$0.00	\$0.00	\$44,338.27
	32	\$5,195.04	Aug 15, 2038	2.150 %	\$4,718.40	\$476.64	\$0.00	\$0.00	\$0.00	\$39,619.87
	33	\$5,195.04	Feb 15, 2039	2.150 %	\$4,769.13	\$425.91	\$0.00	\$0.00	\$0.00	\$34,850.74
	34	\$5,195.04	Aug 15, 2039	2.150 %	\$4,820.39	\$374.65	\$0.00	\$0.00	\$0.00	\$30,030.35
	35	\$5,195.04	Feb 15, 2040	2.150 %	\$4,872.21	\$322.83	\$0.00	\$0.00	\$0.00	\$25,158.14
	36	\$5,195.04	Aug 15, 2040	2.150 %	\$4,924.59	\$270.45	\$0.00	\$0.00	\$0.00	\$20,233.55
	37	\$5,195.04	Feb 15, 2041	2.150 %	\$4,977.53	\$217.51	\$0.00	\$0.00	\$0.00	\$15,256.02
	38	\$5,195.04	Aug 15, 2041	2.150 %	\$5,031.04	\$164.00	\$0.00	\$0.00	\$0.00	\$10,224.98
	39	\$5,195.04	Feb 15, 2042	2.150 %	\$5,085.12	\$109.92	\$0.00	\$0.00	\$0.00	\$5,139.86
	40	\$5,195.11	Aug 15, 2042	2.150 %	\$5,139.86	\$55.25	\$0.00	\$0.00	\$0.00	\$0.00
CW-110922 Totals					\$158,392.62	\$39,423.27	\$0.00	\$9,780.00	\$205.78	

Combined		Payment #	Payment	Principal	Interest	GAA Fees	Service Fee	SF Int	Left To Pay
2/15/2023	1		\$5,195.04	\$0.00	\$1,702.72	\$0.00	\$3,387.18	\$105.14	\$158,392.62
8/15/2023	2		\$5,195.04	\$0.00	\$1,702.72	\$0.00	\$3,423.60	\$68.72	\$158,392.62
2/15/2024	3		\$5,195.04	\$491.18	\$1,702.72	\$0.00	\$2,969.22	\$31.92	\$157,901.44
8/15/2024	4		\$5,195.04	\$3,497.60	\$1,697.44	\$0.00	\$0.00	\$0.00	\$154,403.84
2/15/2025	5		\$5,195.04	\$3,535.20	\$1,659.84	\$0.00	\$0.00	\$0.00	\$150,868.64

Florida State Revolving Fund
Amortization Schedule Report

Sponsor: Everglades City
Funding Number: CW-110922

Combined

Date	Payment #	Payment	Principal	Interest	GAA Fees	Service Fee	SF Int	Left To Pay
8/15/2025	6	\$5,195.04	\$3,573.20	\$1,621.84	\$0.00	\$0.00	\$0.00	\$147,295.44
2/15/2026	7	\$5,195.04	\$3,611.61	\$1,583.43	\$0.00	\$0.00	\$0.00	\$143,683.83
8/15/2026	8	\$5,195.04	\$3,650.44	\$1,544.60	\$0.00	\$0.00	\$0.00	\$140,033.39
2/15/2027	9	\$5,195.04	\$3,689.68	\$1,505.36	\$0.00	\$0.00	\$0.00	\$136,343.71
8/15/2027	10	\$5,195.04	\$3,729.35	\$1,465.69	\$0.00	\$0.00	\$0.00	\$132,614.36
2/15/2028	11	\$5,195.04	\$3,769.44	\$1,425.60	\$0.00	\$0.00	\$0.00	\$128,844.92
8/15/2028	12	\$5,195.04	\$3,809.96	\$1,385.08	\$0.00	\$0.00	\$0.00	\$125,034.96
2/15/2029	13	\$5,195.04	\$3,850.91	\$1,344.13	\$0.00	\$0.00	\$0.00	\$121,184.05
8/15/2029	14	\$5,195.04	\$3,892.31	\$1,302.73	\$0.00	\$0.00	\$0.00	\$117,291.74
2/15/2030	15	\$5,195.04	\$3,934.15	\$1,260.89	\$0.00	\$0.00	\$0.00	\$113,357.59
8/15/2030	16	\$5,195.04	\$3,976.45	\$1,218.59	\$0.00	\$0.00	\$0.00	\$109,381.14
2/15/2031	17	\$5,195.04	\$4,019.19	\$1,175.85	\$0.00	\$0.00	\$0.00	\$105,361.95
8/15/2031	18	\$5,195.04	\$4,062.40	\$1,132.64	\$0.00	\$0.00	\$0.00	\$101,299.55
2/15/2032	19	\$5,195.04	\$4,106.07	\$1,088.97	\$0.00	\$0.00	\$0.00	\$97,193.48
8/15/2032	20	\$5,195.04	\$4,150.21	\$1,044.83	\$0.00	\$0.00	\$0.00	\$93,043.27
2/15/2033	21	\$5,195.04	\$4,194.82	\$1,000.22	\$0.00	\$0.00	\$0.00	\$88,848.45
8/15/2033	22	\$5,195.04	\$4,239.92	\$955.12	\$0.00	\$0.00	\$0.00	\$84,608.53
2/15/2034	23	\$5,195.04	\$4,285.50	\$909.54	\$0.00	\$0.00	\$0.00	\$80,323.03

Report Ran 7/22/2022 3:20:16 PM

Florida State Revolving Fund
Amortization Schedule Report

Sponsor: Everglades City
Funding Number: CW-110922

Combined

Date	Payment #	Payment	Principal	Interest	GAA Fees	Service Fee	SF Int	Left To Pay
8/15/2034	24	\$5,195.04	\$4,331.57	\$863.47	\$0.00	\$0.00	\$0.00	\$75,991.46
2/15/2035	25	\$5,195.04	\$4,378.13	\$816.91	\$0.00	\$0.00	\$0.00	\$71,613.33
8/15/2035	26	\$5,195.04	\$4,425.20	\$769.84	\$0.00	\$0.00	\$0.00	\$67,188.13
2/15/2036	27	\$5,195.04	\$4,472.77	\$722.27	\$0.00	\$0.00	\$0.00	\$62,715.36
8/15/2036	28	\$5,195.04	\$4,520.85	\$674.19	\$0.00	\$0.00	\$0.00	\$58,194.51
2/15/2037	29	\$5,195.04	\$4,569.45	\$625.59	\$0.00	\$0.00	\$0.00	\$53,625.06
8/15/2037	30	\$5,195.04	\$4,618.57	\$576.47	\$0.00	\$0.00	\$0.00	\$49,006.49
2/15/2038	31	\$5,195.04	\$4,668.22	\$526.82	\$0.00	\$0.00	\$0.00	\$44,338.27
8/15/2038	32	\$5,195.04	\$4,718.40	\$476.64	\$0.00	\$0.00	\$0.00	\$39,619.87
2/15/2039	33	\$5,195.04	\$4,769.13	\$425.91	\$0.00	\$0.00	\$0.00	\$34,850.74
8/15/2039	34	\$5,195.04	\$4,820.39	\$374.65	\$0.00	\$0.00	\$0.00	\$30,030.35
2/15/2040	35	\$5,195.04	\$4,872.21	\$322.83	\$0.00	\$0.00	\$0.00	\$25,158.14
8/15/2040	36	\$5,195.04	\$4,924.59	\$270.45	\$0.00	\$0.00	\$0.00	\$20,233.55
2/15/2041	37	\$5,195.04	\$4,977.53	\$217.51	\$0.00	\$0.00	\$0.00	\$15,256.02
8/15/2041	38	\$5,195.04	\$5,031.04	\$164.00	\$0.00	\$0.00	\$0.00	\$10,224.98
2/15/2042	39	\$5,195.04	\$5,085.12	\$109.92	\$0.00	\$0.00	\$0.00	\$5,139.86
8/15/2042	40	\$5,195.11	\$5,139.86	\$55.25	\$0.00	\$0.00	\$0.00	\$0.00
Total		\$207,801.67	\$158,392.62	\$39,423.27	\$0.00	\$9,780.00	\$205.78	

RESOLUTION NO. 2022-08

A RESOLUTION APPROVING THE CITY OF EVERGLADES CITY GRANT POLICIES AND PROCEDURES; PROVIDING AN EFFECTIVE DATE.

WHEREAS, City of Everglades City seeks to have a standard set of policies and procedures in place to regulate how the City identifies and selects grants, monitor grant compliance, receives grant funds, expends grant funds to grant projects; and

WHEREAS, the City Council has reviewed the proposed City of Everglades City Grant Policies and Procedures (attached as Exhibit "A"); and

WHEREAS, the City Council now desires to adopt the proposed City of Everglades City Grant Policies and Procedures.

NOW, THEREFORE, BE IT RESOLVED BY THE CITY COUNCIL OF THE CITY OF EVERGLADES CITY, FLORIDA:

Section 1: The above recitals are true, correct, and incorporated by reference as if set forth fully herein.

Section 2: The City hereby adopts the City of Everglades City Grant Policies and Procedures (attached as Exhibit "A").

Section 3: This Resolution shall take effect immediately upon its passage and adoption.

PASSED AND ADOPTED BY THE CITY COUNCIL OF THE CITY OF EVERGLADES CITY, FLORIDA THIS AUGUST 6, 2022.

Sept.

APPROVED AS TO LEGAL FORM:

City Attorney

ATTEST:

Dottie Joiner, City Clerk

Mayor

Councilperson

Councilperson

Councilperson

Councilperson

Councilperson

CITY OF EVERGLADES CITY Grant Policies and Procedures

I. Policies and Procedures for Identifying and Selecting Grants

The City encourages seeking grants that will assist in reaching the Council's strategic goals and initiatives, including those stated in the City's comprehensive plan.

Recommendations for grants to be applied for will be authorized by Mayor prior to being presented to City Council for approval. Recommendations shall include:

- The purpose of obtaining the grant funding;
- the source of the grant funding;
- whether matching funds are required and if so, what the source of the City's matching funds is proposed to be;
- whether the grant funds must be spent within a specific period, and if so, the specific period;
- full disclosure of future grant-related requirements and restrictions;
- how the grant will affect future operating costs and/or revenues of the City (including whether there are sufficient staff resources to effectively administer the grant and any related program or resulting capital asset); and
- any other information that would help the City Council in evaluating whether to apply.

II. Policies and Procedures for Accepting Grants

Upon award of a grant, acceptance shall be by the City Council by resolution.

III. Policies and Procedures for Grant Agreements and Amendments Thereeto

All grant agreements and amendments shall be executed by the Mayor, after approval by the City Council by resolution.

IV. Policies and Procedures for Yearly Budget Amendments for Grants

Once per fiscal year, the Finance Director shall, at a meeting prior to the period expiring after 60 days of the fiscal year, provide a budget amendment accounting for all grant funds received that were not already in the budget, if necessary.

V. Policies and Procedures for Actions Upon Award of Grant

Once a grant has been awarded to the City and accepted by City Council, the City Clerk shall assemble the below and provide to the Finance Department:

- a copy of the grant application;
- a copy of the executed grant award agreement;
- a copy of the agenda item as it was presented to City Council;
- a copy of the minutes of the meeting where the Council approved applying for the grant;

- a copy of the minutes of the meeting where the Council approved the grant award and the budget amendment, if applicable; and
- a copy of the budget for the grant project.

The above shall be the "Grant File".

VI. Policies and Procedures for Monitoring Grant Compliance

The Mayor will designate a knowledgeable staff person to monitor the requirements of the grant (the "Grant Manager"). The Mayor may determine it necessary to hire outside assistance, if significant monitoring is required. For example, the project engineering firm may provide Davis-Bacon field compliance staff or a LAP certified technician. To the extent the CCNA applies, it shall be followed. The Grant Manager as well as the Finance Administrator and City Clerk shall be responsible for all grant deadlines.

Coordination with the Finance Department is expected to ensure compliance with Federal regulations in 2 CFR Section 200.

The Grant Manager, or a representative of the Grant Manager shall routinely monitor all applicable contracted vendors to ensure compliance with technical specifications and state and federal requirements, maintain adequate cost and budget controls, and process necessary contract changes to bring the grant project to completion on time.

VII. Policies and Procedures for Grant Procurement

All purchases and bids will be reviewed and/or directed by the City's Finance Department. The City's Grant procurement policy addresses the standard for meeting Federal regulations in 2 CFR Section 200.

VIII. Policies and Procedures for Grant Draws, Financial Reports, and Close-Outs

All draws, financial reports, close-outs for grants will be reviewed by the City's finance department, prior to submittal.

IX. Policies and Procedures for Receipt of Grant Funds

All Grant funds received shall be received, reviewed by, and recorded by the City's Billing Clerk. To the extent a deposit is required, the City's Billing Clerk shall also make said deposit. The Finance Administrator shall reconcile all received grant funds to the master accounting ledger at least once per month.

X. Policies and Procedures for Expending Funds Before Reimbursement by Grant Funds

All funds, which are being spent in advance of grant fund reimbursement, must be approved by the Grant Manager, the Finance Administrator and the Mayor. Any checks written with grant funds must be executed in accordance with the City Charter, which

requires the signature of the Mayor and the City Clerk. The Finance Administrator shall record and reconcile all expended funds.

XI. Policies and Procedures for Expending Grant Funds

All grant funds, before expenditure, must be approved by the Finance Administrator, the Grant Manager, and the Mayor. Any checks written with grant funds must be executed in accordance with the City Charter, which requires the signature of the Mayor and the City Clerk. The Finance Administrator shall record and reconcile all expended grant funds.

XII. Policies and Procedures for Grant Financial Reporting

The finance department is responsible for determining accounting and financial reporting accuracy in conformance with generally accepted accounting principles and GASB pronouncements, as well as documenting receipts and payments for grant-related activities.

XIII. Policies and Procedures for Other Internal Controls

The City will provide oversight and internal control for all grant funds as pursuant to the additional internal controls developed through the Finance Administrator and those statutes and regulations promulgated by the Federal, State, and granting authorities, as well as specific internal controls as specified in various grant agreements.

XIV. Policies and Procedures for Non-Compliance

The Mayor, Grant Manager, Finance Administrator, and the City Clerk will take prompt action when circumstances change or non-compliance is suspected or identified, in order to provide adequate safeguarding of the grant revenues and assurance that only allowable expenditures are charged to the grant and compliance with all aspects of 2 CFR Section 200.

XV. Policies and Procedures for SEFA and CFDA

The Finance Administrator will be responsible for the complete and accurate compilation of the fiscal year end SEFA schedule as well as verification of grant contract expenditures reconciled to general ledger, and accurate CFDA numbers and program titles.

XVI. Policies and Procedures for Conflict of Interest

Grant audit findings due to conflicts of interest can damage the reputation and credibility of the City. Further, the appearance of a conflict of interest can be just as damaging to the City's reputation and credibility as an actual conflict. The purpose of this policy is to avoid the appearance, as well as the actuality, of any conflict of interest or breach of trust by an official or employee of the City of Everglades City.

1. No officer official or employee of the City of Everglades City shall have any interest, financial or otherwise, direct or indirect, or have any arrangement concerning prospective employment that will, or may be reasonably expected to, bias the

design, conduct, or reporting of a grant funded project on which he or she is working.

2. The Department Head and/or Grant Project Manager for each particular grant funded project shall ensure that in the use of project funds, officials or employees of the City of Everglades City and nongovernmental recipients or sub-recipients shall avoid any action that might result in, or create the appearance of:
 - a. Using his or her official position for private gain
 - b. Giving preferential treatment to any person or organization
 - c. Losing complete independence or impartiality
 - d. Making an official decision outside official channels
 - e. Affecting adversely public confidence in the grant funded program in particular and the City of Everglades City in general.
 - f. Any violation of this provision is governed by any City of Everglades City Policies & Procedures, i.e., City of Everglades City's Procurement Policy.

XVII. Policies and Procedures for Grant Close Out

Upon completion of a grant, other than retention of files, the Finance Administrator shall prepare a memorandum that identifies the Grant and describes the final disposition. The memorandum shall be reviewed, approved, and signed by the Grant Manager. This memorandum shall be added to the Grant File the Grant File shall be provided to the City Clerk for retention.



Dottie Smallwood Joiner <dsmallwood@cityofeverglades.org>

Samples - Grant Management & Financial Management Policy & Procedures

Teresa Da Costa <teresa@ashleybrowncpas.com>

Wed, Aug 31, 2022 at 3:29 PM

To: Zach Lombardo <zlombardo@wpl-legal.com>

Cc: Tammie Pernas <accounting@cityofeverglades.org>, Dottie Joiner <dsmallwood@cityofeverglades.org>, Howie Grimm <mayorgrimm@cityofeverglades.org>, Jeff Brown <jeff@ashleybrowncpas.com>, Kaitlin Chylinski <kchylinski@wpl-legal.com>

I do not have any additional changes after the noted edits were made.

Teresa Da Costa, CPA



(941) 639-6600

366 E. Olympia Ave., Punta Gorda, FL 33950

www.ashleybrowncpas.comteresa@ashleybrowncpas.com

This email may include information that is confidential and/or subject to the accountant/client privilege. If the reader of this message is not the intended recipient, please notify us by reply email and then delete this message and destroy any copies. This transmission is not intended to and does not waive any privileges.

[Quoted text hidden]

CITY OF EVERGLADES CITY Grant Policies and Procedures

I. Policies and Procedures for Identifying and Selecting Grants

The City encourages seeking grants that will assist in reaching the Council's strategic goals and initiatives, including those stated in the City's comprehensive plan.

Recommendations for grants to be applied for will be authorized by Mayor prior to being presented to City Council for approval. Recommendations shall include:

- The purpose of obtaining the grant funding;
- the source of the grant funding;
- whether matching funds are required and if so, what the source of the City's matching funds is proposed to be;
- whether the grant funds must be spent within a specific period, and if so, the specific period;
- full disclosure of future grant-related requirements and restrictions;
- how the grant will affect future operating costs and/or revenues of the City (including whether there are sufficient staff resources to effectively administer the grant and any related program or resulting capital asset); and
- any other information that would help the City Council in evaluating whether to apply.

II. Policies and Procedures for Accepting Grants

Upon award of a grant, acceptance shall be by the City Council by resolution.

III. Policies and Procedures for Grant Agreements and Amendments Thereto

All grant agreements and amendments shall be executed by the Mayor, after approval by the City Council by resolution.

IV. Policies and Procedures for Yearly Budget Amendments for Grants

Once per fiscal year, the Finance Director shall, at a meeting prior to the period expiring after 60 days of the fiscal year, provide a budget amendment accounting for all grant funds received that were not already in the budget, if necessary.

V. Policies and Procedures for Actions Upon Award of Grant

Once a grant has been awarded to the City and accepted by City Council, the City Clerk shall assemble the below and provide to the Finance Department:

- a copy of the grant application;
- a copy of the executed grant award agreement;
- a copy of the agenda item as it was presented to City Council;
- a copy of the minutes of the meeting where the Council approved applying for the grant;

- a copy of the minutes of the meeting where the Council approved the grant award and the budget amendment, if applicable; and
- a copy of the budget ~~or budget amendment, if applicable~~ for the grant project.

The above shall be the "Grant File".

VI. Policies and Procedures for Monitoring Grant Compliance

The Mayor will designate a knowledgeable staff person to monitor the requirements of the grant (the "Grant Manager"). The Mayor may determine it necessary to hire outside assistance, if significant monitoring is required. For example, the project engineering firm may provide Davis-Bacon field compliance staff or a LAP certified technician. To the extent the CCNA applies, it shall be followed. The Grant Manager as well as the Finance Administrator and City Clerk shall be responsible for all grant deadlines.

Coordination with the Finance Department is expected to ensure compliance with Federal regulations in 2 CFR Section 200.

The Grant Manager, or a representative of the Grant Manager shall routinely monitor all applicable contracted vendors to ensure compliance with technical specifications and state and federal requirements, maintain adequate cost and budget controls, and process necessary contract changes to bring the grant project to completion on time.

VII. Policies and Procedures for Grant Procurement

All purchases and bids will be reviewed and/or directed by the City's Finance Department. The City's Grant procurement policy addresses the standard for meeting Federal regulations in 2 CFR Section 200.

VIII. Policies and Procedures for Grant Draws, Financial Reports, and Close-Outs

All draws, financial reports, close-outs for grants will be reviewed by the City's finance department, prior to submittal.

IX. Policies and Procedures for Receipt of Grant Funds

All Grant funds received shall be received, reviewed by, and recorded by the City's Billing Clerk. To the extent a deposit is required, the City's Billing Clerk shall also make said deposit. The Finance Administrator shall reconcile all received grant funds to the master accounting ledger at least once per month.

X. Policies and Procedures for Expending Funds Before Reimbursement by Grant Funds

All funds, which are being spent in advance of grant fund reimbursement, must be approved by ~~both the~~ Grant Manager, the Finance Administrator and the Mayor. Any checks written with grant funds must be executed in accordance with the City Charter,

which requires the signature of the Mayor and the City Clerk. The Finance Administrator shall record and reconcile all expended funds.

XI. Policies and Procedures for Expending Grant Funds

All grant funds, before expenditure, must be approved by ~~both~~ the Finance Administrator, the Grant Manager, and the Mayor. Any checks written with grant funds must be executed in accordance with the City Charter, which requires the signature of the Mayor and the City Clerk. The Finance Administrator shall record and reconcile all expended grant funds.

XII. Policies and Procedures for Grant Financial Reporting

The finance department is responsible for determining accounting and financial reporting accuracy in conformance with generally accepted accounting principles and GASB pronouncements, as well as documenting receipts and payments for grant-related activities.

XIII. Policies and Procedures for Other Internal Controls

The City will provide oversight and internal control for all grant funds as pursuant to the additional internal controls developed through the Finance Administrator and those statutes and regulations promulgated by the Federal, State, and granting authorities, as well as specific internal controls as specified in various grant agreements.

XIV. Policies and Procedures for Non-Compliance

The Mayor, Grant Manager, Finance Administrator, and the City Clerk will take prompt action when circumstances change or non-compliance is suspected or identified, in order to provide adequate safeguarding of the grant revenues and assurance that only allowable expenditures are charged to the grant and compliance with all aspects of 2 CFR Section 200.

XV. Policies and Procedures for SEFA and CFDA

The Finance Administrator will be responsible for the complete and accurate compilation of the fiscal year end SEFA schedule as well as verification of grant contract expenditures reconciled to general ledger, and accurate CFDA numbers and program titles.

XVI. Policies and Procedures for Conflict of Interest

Grant audit findings due to conflicts of interest can damage the reputation and credibility of the City. Further, the appearance of a conflict of interest can be just as damaging to the City's reputation and credibility as an actual conflict. The purpose of this policy is to avoid the appearance, as well as the actuality, of any conflict of interest or breach of trust by an official or employee of the City of Everglades City.

1. No officer official or employee of the City of Everglades City shall have any interest, financial or otherwise, direct or indirect, or have any arrangement concerning prospective employment that will, or may be reasonably expected to, bias the design, conduct, or reporting of a grant funded project on which he or she is working.
2. The Department Head and/or Grant Project Manager for each particular grant funded project shall ensure that in the use of project funds, officials or employees of the City of Everglades City and nongovernmental recipients or sub-recipients shall avoid any action that might result in, or create the appearance of:
 - a. Using his or her official position for private gain
 - b. Giving preferential treatment to any person or organization
 - c. Losing complete independence or impartiality
 - d. Making an official decision outside official channels
 - e. Affecting adversely public confidence in the grant funded program in particular and the City of Everglades City in general.
 - f. Any violation of this provision is governed by any City of Everglades City Policies & Procedures, i.e., City of Everglades City's Procurement Policy.

XVII. Policies and Procedures for Grant Close Out

Upon completion of a grant, other than retention of files, the Finance Administrator shall prepare a memorandum that identifies the Grant and describes the final disposition. The memorandum shall be reviewed, approved, and signed by the Grant Manager. This memorandum shall be added to the Grant File the Grant File shall be provided to the City Clerk for retention.



Dottie Smallwood Joiner <dsmallwood@cityofeverglades.org>

Samples - Grant Management & Financial Management Policy & Procedures

Teresa Da Costa <leresa@ashleybrownpcpas.com>

Fri, Aug 26, 2022 at 3:55 PM

To: Zach Lombardo <zlombardo@wpl-legal.com>

Cc: Tammie Pernas <accounting@cityofeverglades.org>, Dottie Joiner <dsmallwood@cityofeverglades.org>, Howie Grimm <mayorgrimm@cityofeverglades.org>, Jeff Brown <jeff@ashleybrownpcpas.com>, Kaitlin Chylinski <kchylinski@wpl-legal.com>

Good Afternoon,

Thank you for supplying the grant internal control document. After review, the document is through and provides a good outline on the grant process. I feel there are no changes needed for the document.

Thank you,

Teresa Da Costa, CPA



(941) 639-6600

366 E. Olympia Ave., Punta Gorda, FL 33950

www.ashleybrownpcpas.comteresa@ashleybrownpcpas.com

This email may include information that is confidential and/or subject to the accountant/client privilege. If the reader of this message is not the intended recipient, please notify us by reply email and then delete this message and destroy any copies. This transmission is not intended to and does not waive any privileges.

[Quoted text hidden]

CITY OF EVERGLADES CITY

Grant Policies and Procedures

I. Policies and Procedures for Identifying and Selecting Grants

The City encourages seeking grants that will assist in reaching the Council's strategic goals and initiatives, including those stated in the City's comprehensive plan.

Recommendations for grants to be applied for will be authorized by Mayor prior to being presented to City Council for approval. Recommendations shall include:

- The purpose of obtaining the grant funding;
- the source of the grant funding;
- whether matching funds are required and if so, what the source of the City's matching funds is proposed to be;
- whether the grant funds must be spent within a specific period, and if so, the specific period;
- full disclosure of future grant-related requirements and restrictions;
- how the grant will affect future operating costs and/or revenues of the City (including whether there are sufficient staff resources to effectively administer the grant and any related program or resulting capital asset); and
- any other information that would help the City Council in evaluating whether to apply.

II. Policies and Procedures for Accepting Grants

Upon award of a grant, acceptance shall be by the City Council by resolution.

III. Policies and Procedures for Grant Agreements and Amendments Thereeto

All grant agreements and amendments shall be executed by the Mayor, after approval by the City Council by resolution.

IV. Policies and Procedures for Yearly Budget Amendments for Grants

Once per fiscal year, the Finance Director shall, at a meeting prior to the period expiring after 60 days of the fiscal year, provide a budget amendment accounting for all grant funds received that were not already in the budget, if necessary.

V. Policies and Procedures for Actions Upon Award of Grant

Once a grant has been awarded to the City and accepted by City Council, the City Clerk shall assemble the below and provide to the Finance Department:

- a copy of the grant application;
- a copy of the executed grant award agreement;
- a copy of the agenda item as it was presented to City Council;
- a copy of the minutes of the meeting where the Council approved applying for the grant;

- a copy of the minutes of the meeting where the Council approved the grant award and the budget amendment, if applicable; and
- a copy of the budget or budget amendment, if applicable.

The above shall be the "Grant File".

VI. Policies and Procedures for Monitoring Grant Compliance

The Mayor will designate a knowledgeable staff person to monitor the requirements of the grant (the "Grant Manager"). The Mayor may determine it necessary to hire outside assistance, if significant monitoring is required. For example, the project engineering firm may provide Davis-Bacon field compliance staff or a LAP certified technician. To the extent the CCNA applies, it shall be followed. The Grant Manager as well as the Finance Administrator and City Clerk shall be responsible for all grant deadlines.

Coordination with the Finance Department is expected to ensure compliance with Federal regulations in 2 CFR Section 200.

The Grant Manager, or a representative of the Grant Manager shall routinely monitor all applicable contracted vendors to ensure compliance with technical specifications and state and federal requirements, maintain adequate cost and budget controls, and process necessary contract changes to bring the grant project to completion on time.

VII. Policies and Procedures for Grant Procurement

All purchases and bids will be reviewed and/or directed by the City's Finance Department. The City's Grant procurement policy addresses the standard for meeting Federal regulations in 2 CFR Section 200.

VIII. Policies and Procedures for Grant Draws, Financial Reports, and Close-Outs

All draws, financial reports, close-outs for grants will be reviewed by the City's finance department, prior to submittal.

IX. Policies and Procedures for Receipt of Grant Funds

All Grant funds received shall be received, reviewed by, and recorded by the City's Billing Clerk. To the extent a deposit is required, the City's Billing Clerk shall also make said deposit. The Finance Administrator shall reconcile all received grant funds to the master accounting ledger at least once per month.

X. Policies and Procedures for Expending Funds Before Reimbursement by Grant Funds

All funds, which are being spent in advance of grant fund reimbursement, must be approved by both the Grant Manager, the Finance Administrator and the Mayor. Any checks written with grant funds must be executed in accordance with the City Charter,

which requires the signature of the Mayor and the City Clerk. The Finance Administrator shall record and reconcile all expended funds.

XI. Policies and Procedures for Expending Grant Funds

All grant funds, before expenditure, must be approved by ~~both~~ the Finance Administrator, the Grant Manager, and the Mayor. Any checks written with grant funds must be executed in accordance with the City Charter, which requires the signature of the Mayor and the City Clerk. The Finance Administrator shall record and reconcile all expended grant funds.

XII. Policies and Procedures for Grant Financial Reporting

The finance department is responsible for determining accounting and financial reporting accuracy in conformance with generally accepted accounting principles and GASB pronouncements, as well as documenting receipts and payments for grant-related activities.

XIII. Policies and Procedures for Other Internal Controls

The City will provide oversight and internal control for all grant funds as pursuant to the additional internal controls developed through the Finance Administrator and those statutes and regulations promulgated by the Federal, State, and granting authorities, as well as specific internal controls as specified in various grant agreements.

XIV. Policies and Procedures for Non-Compliance

The Mayor, Grant Manager, Finance Administrator, and the City Clerk will take prompt action when circumstances change or non-compliance is suspected or identified, in order to provide adequate safeguarding of the grant revenues and assurance that only allowable expenditures are charged to the grant and compliance with all aspects of 2 CFR Section 200.

XV. Policies and Procedures for SEFA and CFDA

The Finance Administrator will be responsible for the complete and accurate compilation of the fiscal year end SEFA schedule as well as verification of grant contract expenditures reconciled to general ledger, and accurate CFDA numbers and program titles.

XVI. Policies and Procedures for Conflict of Interest

Grant audit findings due to conflicts of interest can damage the reputation and credibility of the City. Further, the appearance of a conflict of interest can be just as damaging to the City's reputation and credibility as an actual conflict. The purpose of this policy is to avoid the appearance, as well as the actuality, of any conflict of interest or breach of trust by an official or employee of the City of Everglades City.

1. No officer official or employee of the City of Everglades City shall have any interest, financial or otherwise, direct or indirect, or have any arrangement concerning prospective employment that will, or may be reasonably expected to, bias the design, conduct, or reporting of a grant funded project on which he or she is working.
2. The Department Head and/or Grant Project Manager for each particular grant funded project shall ensure that in the use of project funds, officials or employees of the City of Everglades City and nongovernmental recipients or sub-recipients shall avoid any action that might result in, or create the appearance of:
 - a. Using his or her official position for private gain
 - b. Giving preferential treatment to any person or organization
 - c. Losing complete independence or impartiality
 - d. Making an official decision outside official channels
 - e. Affecting adversely public confidence in the grant funded program in particular and the City of Everglades City in general.
 - f. Any violation of this provision is governed by any City of Everglades City Policies & Procedures, i.e., City of Everglades City's Procurement Policy.

XVII. Policies and Procedures for Grant Close Out

Upon completion of a grant, other than retention of files, the Finance Administrator shall prepare a memorandum that identifies the Grant and describes the final disposition. The memorandum shall be reviewed, approved, and signed by the Grant Manager. This memorandum shall be added to the Grant File the Grant File shall be provided to the City Clerk for retention.

City of Everglades

P.O. Box 110, Everglades City, Collier County, Florida 34139

City Hall 102 Copeland Avenue N.

Phone (239) 695-3781

Fax (239) 695-3020

BAD DEBT DISPOSITION 2021-2022

DATE: SEPTEMBER 6, 2022

The Everglades City Council is hereby requested to approve the write-offs of the following BAD DEBTS, and such bad debts to be removed from the Accounts Receivable for the fiscal year ending September 30, 2022.


Prepared by: Dottie Joiner, City Clerk


ACCOUNT #	CUSTOMER NAME	AMOUNT
122	Michael Silecchia	\$38.23
1210	On the Banks of the Everglades	\$19,119.26
		<hr/> \$19,157.49

Council Approval:


The Everglades City Council, in open meeting on September 6, 2022 considered and approved the above described "Bad Debts" and hereby directs the City Clerk to so reflect this in the City Budgetary Accounting records.


Howell Grimm, Mayor


Joshua Minton, Council Member


Parker Oglesby, Council Member


Mike McComas, Council Member


Tony Pemas, Council Member


Vicky Wells, Council Member

CITY OF EVERGLADES CITY DOCK LEASE STATIONS - COUNCIL MASTER COPY
OCTOBER 1, 2022 to MARCH 31, 2023 @ 6-MONTH LEASE

AGENDA ITEM

NUMBER

Updated 9-1-22

COMMERCIAL LEASEE'S

	<u>NAME</u>	<u>STATION</u>	<u>FEET</u>	<u>LEASE</u>	<u>LEASE TAX</u>	<u>LIABILITY INS</u>	<u>LAND-SCAPING</u>	<u>WATER</u>	<u>WATER UT</u>	<u>WATER DEPOSIT</u>	<u>TOTAL</u>
1	RICHARD CARLTON SMITH	1-7	60	360.00	25.20	80.64	N/A	278.28	22.26		766.38
2	TIMOTHY SMITH JR	7-14	70	420.00	29.40	80.64	N/A	278.28	22.26		830.58
3	KIT JOHNSON	14-22	80	480.00	33.60	80.64	N/A	278.28	22.26		894.78
4	AUSTIN JOHNSON	22-27	50	300.00	21.00	80.64	N/A				401.64
5	MC BETH COLLINS SR	27-32	50	300.00	21.00	80.64	N/A	278.28	22.26		702.18
6	MC BETH COLLINS JR	32-38	60	360.00	25.20	80.64	N/A	278.28	22.26		766.38
7	KIT C CARRINGTON	38-43	40	240.00	16.80	80.64	N/A	278.28	22.26		637.98
8	SHANE FREEMAN	43-49	50	300.00	21.00	80.64	N/A	278.28	22.26		702.18
9	JONATHAN SPECK	49-55	50	300.00	21.00	80.64	N/A	278.28	22.26		702.18
10	TIMOTHY DANIELS	55-61	60	360.00	25.20	80.64	N/A	278.28	22.26		766.38
11	BART STOKES	61-65	40	240.00	16.80	80.64	N/A	278.28	22.26		637.98
12	BILL DOSTER	77-83	58	348.00	24.36	80.64	N/A	278.28	22.26		753.54
13	RICHARD COLLINS SR	83-89	57	342.00	23.94	80.64	N/A	278.28	22.26		747.12
14	RICHARD COLLINS JR	89-94	49	294.00	20.58	80.64	N/A	278.28	22.26		695.76
15	CARLOS VALDES	94-97	50	300.00	21.00	80.64	N/A	278.28	22.26		702.18
16	ALFRED GRIMM	97-99	50	300.00	21.00	80.64	N/A	278.28	22.26		702.18
17	JEREMY KEE	99-105	60	360.00	25.20	80.64	N/A	278.28	22.26		766.38
18	MITCHELL BLANKENSHIP	105-110	50	300.00	21.00	80.64	N/A	278.28	22.26		702.18
19	SHANNON DUDLEY	110-114	40	240.00	16.80	80.64	N/A	278.28	22.26		637.98
20	LOUIS DANIELS JR	114-117	30	180.00	12.60	80.64	N/A	278.28	22.26		573.78

GUIDE LEASEE'S

	<u>NAME</u>	<u>STATION</u>	<u>FEET</u>	<u>LEASE</u>	<u>LEASE TAX</u>	<u>LIABILITY INS</u>	<u>LAND-SCAPING</u>	<u>WATER</u>	<u>WATER UT</u>	<u>WATER DEPOSIT</u>	<u>TOTAL</u>
1	MINTON, BRUCE	117-119	20	120.00	8.40	80.64	90.00	278.28	22.26		599.58
2	MINTON, JOSH	119-121	20	120.00	8.40	80.64	90.00	278.28	22.26		599.58
3	ROBERT JOHNSON	121-123	20	120.00	8.40	80.64	90.00	278.28	22.26		599.58
4	MILES ROBERTS	123-125A	20	120.00	8.40	80.64	90.00	278.28	22.26		599.58
5	ROBERT MAYBERRY	125A-129	20	120.00	8.40	80.64	90.00	278.28	22.26		599.58
6	MIKE MERRITT	129-133A	25	150.00	10.50	80.64	90.00	278.28	22.26		631.68
7	GARY THOMPSON JR	188-191	30	180.00	12.60	80.64	90.00	278.28	22.26		663.78

RESIDENTIAL LEASEE'S

	<u>NAME</u>	<u>STATION</u>	<u>FEET</u>	<u>LEASE</u>	<u>LEASE TAX</u>	<u>LIABILITY INS</u>	<u>LAND-SCAPING</u>	<u>WATER</u>	<u>WATER UT</u>	<u>WATER DEPOSIT</u>	<u>TOTAL</u>
1	OCEAN POINTE PROP LLC	133A-133B	40	240.00	16.80	80.64	90.00	278.28	22.26		727.98
2	MARILYN BRACKETT	133B-137	40	240.00	16.80	80.64	90.00	278.28	22.26		727.98
3	BECKY CAMPBELL	137-140	30	180.00	12.60	80.64	90.00	278.28	22.26		663.78
4	RICHARD PHILLIPS	140-144	40	240.00	16.80	80.64	90.00	278.28	22.26		727.98
5	ARLENE/STANFORD DANIELS	144-148	40	240.00	16.80	80.64	90.00	278.28	22.26		727.98
6	TIMOTHY BROCK	148-152	40	240.00	16.80	80.64	90.00	278.28	22.26		727.98
7	IVEY HOUSE LLC	152-156	40	240.00	16.80	80.64	90.00	278.28	22.26		727.98
8	DUANE GOFF	156-159	30	180.00	12.60	80.64	90.00	278.28	22.26		663.78
9	JOAN REMLEY	159-162	30	180.00	12.60	80.64	90.00	278.28	22.26		663.78
10	NORMA HOUE	162-164	20	120.00	8.40	80.64	90.00	278.28	22.26		599.58

	<u>NAME</u>	<u>STATION</u>	<u>FEET</u>	<u>LEASE</u>	<u>LEASE</u> <u>TAX</u>	<u>LIABILITY</u> <u>INS</u>	<u>LAND-</u> <u>SCAPING</u>	<u>WATER</u>	<u>WATER</u> <u>UT</u>	<u>WATER</u> <u>DEPOSIT</u>	<u>TOTAL</u>
11	LARRY & HEATHER JOYCE	164-167	30	180.00	12.60	80.64	90.00	278.28	22.26		663.78
12	KENNY DAMPIER	167-170	30	180.00	12.60	80.64	90.00	278.28	22.26		663.78
13	FAY WEAVER	170-175	50	300.00	21.00	80.64	90.00	278.28	22.26		792.18
14	WESTCLOX MGT LLC	175-178	30	180.00	12.60	80.64	90.00	278.28	22.26		663.78
15	ROBERT CARBALLO	178-181	30	180.00	12.60	80.64	90.00	278.28	22.26		663.78
16	W CLARKE SWANSON JR	181-185	40	240.00	16.80	80.64	90.00	278.28	22.26		727.98
17	TIMOTHY & DEBORAH MOSHIER	186-188	30	180.00	12.60	80.64	90.00	278.28	22.26		663.78
18	WILLIAM PEABODY	191-194	30	180.00	12.60	80.64	90.00	278.28	22.26		663.78
19	MIKE & JULIA McGLANNAN	194-199	50	300.00	21.00	80.64	90.00	278.28	22.26		792.18
20	JEFF FOSS	199-203	40	240.00	16.80	80.64	90.00	278.28	22.26		727.98
21	AUSTIN McGLANNAN	203-206	30	180.00	12.60	80.64	90.00	278.28	22.26		663.78
22	ROBERT & NANCY GEMMA	206-209	30	180.00	12.60	80.64	90.00	278.28	22.26		663.78
23	GAIL DAVENPORT	209-214	50	300.00	21.00	80.64	90.00	278.28	22.26		792.18
24	LINCOLN & LILLIAN HALL	219-221	20	120.00	8.40	80.64	90.00	278.28	22.26		599.58
25	ROBERT PATRICK	221-223	20	120.00	8.40	80.64	90.00	278.28	22.26		599.58
26	JONATHAN SPECK	223-226	30	180.00	12.60	80.64	90.00	278.28	22.26		663.78
27	DeORONZO GLADES LLC	226-231	50	300.00	21.00	80.64	90.00	278.28	22.26	40.00	832.18
28	RUTH OGLESBY	231-235	40	240.00	16.80	80.64	90.00	278.28	22.26		727.98
29	TINA & LAWRENCE JONES	235-238	30	180.00	12.60	80.64	90.00	278.28	22.26		663.78
30	JUDY BARTON	238-241	30	180.00	12.60	80.64	90.00	278.28	22.26		663.78
31	JOHN WILSON @ \$6/FOOT	241-244	30	90.00	6.30	80.64	90.00				266.94
32	DENISE & BILL HORVAT	244-249	25	150.00	10.50	80.64	90.00	278.28	22.26		631.68
33	BRADLEY HARGER	249-253	50	300.00	21.00	80.64	90.00	278.28	22.26		792.18
34	SWAMPHOUSE 203 LLC	255-259	40	240.00	16.80	80.64	90.00	278.28	22.26		727.98
35	ROBIN STRAUSS	259-261	20	120.00	8.40	80.64	90.00	278.28	22.26		599.58
36	DAVID SANDERS	261-263A	22	132.00	9.24	80.64	90.00	278.28	22.26		612.42
37	KERMIT & SANDY SUTTON	263B-268	48	288.00	20.16	80.64	90.00	278.28	22.26		779.34
38	NATHAN E TERRY	268-273	50	300.00	21.00	80.64	90.00	278.28	22.26		792.18
39	RICHARD COLLINS, JR	273-278	50	300.00	21.00	80.64	90.00	278.28	22.26		792.18
40	WILLIAM HERRIN	278-282	40	240.00	16.80	80.64	90.00	278.28	22.26		727.98
41	THOMAS WOOD	282-284 1/2	25	150.00	10.50	80.64	90.00	278.28	22.26		631.68
42	MICHAEL KLEIN	284 1/2-287	25	150.00	10.50	80.64	90.00	278.28	22.26		631.68
43	JOE RODRIGUEZ	287-292	30	180.00	12.60	80.64	90.00	278.28	22.26		663.78
44	BRUCE & PAM MINTON	292-294 1/2	25	150.00	10.50	80.64	90.00	278.28	22.26		631.68
45	CARLOS VALDES	294 1/2 -297	25	150.00	10.50	80.64	90.00	278.28	22.26		631.68
46	DONALD SEABURY TRUSTEE	297-302	50	300.00	21.00	80.64	90.00	278.28	22.26		792.18
47	LINDA WALLACE	302-306	40	240.00	16.80	80.64	90.00	278.28	22.26		727.98
48	MC BETH COLLINS SR	306-311	50	300.00	21.00	80.64	90.00	278.28	22.26		792.18
49	DANNY & CATLEN TOMMIE	311-313 1/2	25	150.00	10.50	80.64	90.00	278.28	22.26		631.68
50	ELAH HOLDINGS LLC	313 1/2 - 316	25	150.00	10.50	80.64	90.00	278.28	22.26		631.68
51	RICHARD UIHLEIN	316-321	50	300.00	21.00	80.64	90.00	278.28	22.26		792.18
52	WILLIAM SNYDER	321-326	50	300.00	21.00	80.64	90.00	278.28	22.26		792.18
53	SANDY DAMPIER	326-329	30	180.00	12.60	80.64	90.00	278.28	22.26		663.78
54	MICHAEL PATTON	329-333	40	240.00	16.80	80.64	90.00	278.28	22.26		727.98
55	THREE Bs & D LLC	333-338	50	300.00	21.00	80.64	90.00	278.28	22.26		792.18
56	SEASHORSE 201 LLC	338-341	30	180.00	12.60	80.64	90.00	278.28	22.26		663.78
57	GEOFFREY QUATRARO	346-351	50	300.00	21.00	80.64	90.00	278.28	22.26		792.18
58	ROBERT BOUCEK	351-356	50	300.00	21.00	80.64	90.00	278.28	22.26		792.18
59	KEVIN & DARREN DUGAN	356-360	40	240.00	16.80	80.64	90.00	278.28	22.26		727.98
60	MITCH HOUSE	360-362	30	180.00	12.60	80.64	90.00	278.28	22.26		663.78

	<u>NAME</u>	<u>STATION</u>	<u>FEET</u>	<u>LEASE</u>	<u>LEASE</u> <u>TAX</u>	<u>LIABILITY</u> <u>INS</u>	<u>LAND-</u> <u>SCAPING</u>	<u>WATER</u>	<u>WATER</u> <u>UT</u>	<u>WATER</u> <u>DEPOSIT</u>	<u>TOTAL</u>
61	DIANA VALDES	362-366	40	240.00	16.80	80.64	90.00	278.28	22.26		727.98
62	JOHNNY POTTER	366-369 1/2	25	150.00	10.50	80.64	90.00	278.28	22.26		631.68
63	VONCILE T DAVIDSON	369 1/2-372	25	150.00	10.50	80.64	90.00	278.28	22.26		631.68
64	JOHN WHITCOMB	372-375	30	180.00	12.60	80.64	90.00	278.28	22.26		663.78
65	EDWARD L. POLLOCK	375-380	50	300.00	21.00	80.64	90.00	278.28	22.26		792.18
66	LARA SAALMAN	380-384	40	240.00	16.80	80.64	90.00	278.28	22.26		727.98
67	HAL KERSEY/JOHN HOOTEN	384-388	40	240.00	16.80	80.64	90.00	278.28	22.26		727.98
68	YVONNE M PEABODY	388-391	30	180.00	12.60	80.64	90.00	278.28	22.26		663.78
69	BILLIE TURNER/PAM TURNER HELTON POA	391-394	30	180.00	12.60	80.64	90.00	278.28	22.26		663.78
70	LOSTMANS BAY PROP MGT LI	394-399	50	300.00	21.00	80.64	90.00	278.28	22.26	40.00	832.18
71	JERRY STROUSE & TARA SAATHOFF.WELLS	399-404	50	300.00	21.00	80.64	90.00	278.28	22.26		792.18
72	KIM HELTON	404-405	10	60.00	4.20	80.64	90.00	278.28	22.26		535.38

RESIDENTIAL ACCESS LEASEE'S

	<u>NAME</u>	<u>STATION</u>	<u>FEET</u>	<u>LEASE</u>	<u>LEASE</u> <u>TAX</u>	<u>LIABILITY</u> <u>INS</u>	<u>LAND-</u> <u>SCAPING</u>	<u>WATER</u>	<u>WATER</u> <u>UT</u>	<u>WATER</u> <u>DEPOSIT</u>	<u>TOTAL</u>
1	CLUB EVERGLADES	214-219	50	300.00	21.00	80.64	90.00	278.28	22.26		792.18
2	KALMIA CO INC	253-255	20	120.00	8.40	80.64	90.00	278.28	22.26		599.58
3	LAURELL LLC	341-346	50	300.00	21.00	80.64	90.00	278.28	22.26		792.18

PUBLIC DOCKS

STATION FEET

1	PUBLIC DOCKS	244A-244B	62 1/2
2	PUBLIC DOCKS	244B-244C	62 1/2

TRIAD SEAFOOD DOCK

	<u>NAME</u>	<u>STATION</u>	<u>FEET</u>	<u>LEASE</u>	<u>LEASE</u> <u>TAX</u>	<u>LIABILITY</u> <u>INS</u>	<u>LAND-</u> <u>SCAPING</u>	<u>WATER</u>	<u>WATER</u> <u>UT</u>	<u>WATER</u> <u>DEPOSIT</u>	<u>TOTAL</u>
1	TRIAD SEAFOOD, INC	65-77	120	6600.00	462.00	80.64	N/A	METERED	METERED	500.00	7642.64

[Oct 1, 2021 thru Sep 30, 2031 w/\$1200 increase per year; billed bi-annually]

CITY OWNED RESIDENTIAL DOCK LEASE AGREEMENT

April 1, 2022 thru September 30, 2022

WHEREAS, the City of Everglades City, a municipal corporation and political subdivision of the State of Florida (hereinafter referred to as the "City" or "Lessor") is the owner of that certain real property, specifically Dock Station 241-244 located on the Barron River in the City lying between the westerly edge of Riverside Drive, Storter Avenue and School Drive pavement and the waters of the Barron River;

WHEREAS, it is in the public interest that the City lease "Dock Stations" belonging to the City along the City Seawall, on a semi-annual basis pursuant to the terms and conditions contained herein;

WHEREAS, certain Dock Stations are suitable and have historically been used for residential waterfront uses ("Residential Dock Stations");

WHEREAS, Lessee owns a residential dwelling unit in the City of Everglades City at 206 North Storter Ave and

WHEREAS, the leasing of the Residential Dock Stations will stimulate and promote economic development in the City.

NOW THEREFORE WITNESSETH as follows.

The City as Lessor and JOHN WILSON, as Lessee, each in consideration of the agreements to be performed by one to the other and in consideration of the premises and the terms, conditions and covenants contained herein, agree as follows:

1. Lessor rents and leases to the Lessee the area described in Paragraph 2 below herein under the terms and conditions contained herein.
2. DESCRIPTION: That portion of the City Seawall on the Barron River between Dock Stations 241-244 consisting of 30 feet of river frontage, as depicted on the attached Exhibit A, hereinafter referred to as the "Leased Residential Dock Station".
3. RENT: The Lessee will pay the Lessor, as rent for the described Station, the amount of \$12.00 per foot, plus applicable sales tax.
4. LIABILITY INSURANCE: The Lessor has obtained Liability Insurance for the Leased Residential Dock Stations. The Lessee shall pay the Lessor \$71.31 for this said insurance.
5. WATER: The Lessor has installed potable water lines to each Residential Dock Station, with a shut-off device, and a water meter. Lessee shall pay for water used pursuant to the City's water rate ordinance, as amended, up front in the amount of 6 payments at the base rate plus applicable utility tax. It is a violation of this lease if Lessee obstructs the water meter. Any amount due over the base water rate, pursuant to the City's water rate ordinance, as amended, shall be due and payable as incurred.

paid in addition to the water service payments over the base rate, is

30 feet @ ~~\$12.00~~ /foot @ 6-months *DO*

30 feet @ \$12.00 /foot @ 6-months	90.00	180.00
	6.30	12.60
aph 4:	71.31	80.64
	90.00	90.00
5:	0.00	* 278.28
	0.00	22.26
	\$ 257.61	663.78

September 6, 2022

ALL PERSONS WISHING TO SPEAK ON ANY AGENDA ITEM MUST REGISTER PRIOR TO THE OPENING OF THE MEETING. REGISTERED SPEAKERS WILL HAVE THREE (3) MINUTES TO SPEAK. WHEN REGISTERING TO SPEAK YOU MUST IDENTIFY WHICH AGENDA ITEM NUMBER YOU WISH TO SPEAK.

Example: 1.) John Doe #5 & #12

Address:

1.) Blake Harrison N/A

2.)

3.)

4.)

5.)

6.)

7.)

8.)

9.)

10.)

11.)

12.)



FV1

Dottie Smallwood Joiner <dsmallwood@cityofeverglades.org>

Fwd: Florida Keys National Marine Sanctuary Advisory Council Resolution

2 messages

Howie Grimm <mayorgrimm@cityofeverglades.org>

Tue, Aug 30, 2022 at 5:27 PM

To: Dottie Smallwood Joiner <dsmallwood@cityofeverglades.org>

----- Forwarded message -----

From: **George Garrett** <Garrettg@ci.marathon.fl.us>

Date: Tue, Aug 30, 2022, 5:26 PM

Subject: Florida Keys National Marine Sanctuary Advisory Council Resolution

To: MayorGrimm@CityofEverglades.org <MayorGrimm@cityofeverglades.org>

Cc: sarah.fangman@noaa.gov <sarah.fangman@noaa.gov>, Karen Bohnsack - NOAA Affiliate

<karen.bohnsack@noaa.gov>, beth.dieveney@noaa.gov <beth.dieveney@noaa.gov>, Elizabeth Trueblood - NOAA

Affiliate <elizabeth.trueblood@noaa.gov>, Ben Daughtry <ben@aquariumencounters.net>

Dear Mayor Grimm:

Please accept the attached letter and Resolutions, from the Sanctuary Advisory Council and the City Council of the City of Marathon, Florida for your great and diligent efforts to improve water quality for your area of the great State of Florida and all areas downstream, including Everglades National Park, Big Cypress National Preserve, Florida Bay and the Florida reef tract. As the City Manager of the City of Marathon and as the sitting chair of the Florida Keys National Marine Sanctuary, Sanctuary Advisory Council and the Board and Council that I represent, I personally applaud your efforts as a City to improve the wastewater infrastructure in your area.

Best



George Garrett, City Manager

FKNMS SAC Chairperson

City of Marathon, Florida

garrettg@ci.marathon.fl.us

305 289 4130

Best



George Garrett, City Manager

Voting Members

George Garrett
Citizen at Large - Middle Keys
Chair

Ben Daughtry
Conservation and Environment
Vice-Chair

Ken Reda Boating
Industry

Mimi Stafford
Citizen at Large - Lower Keys

Suzy Roebbing
Citizen at Large - Upper Keys

Jerry Lorenz
Conservation and Environment

Joe Weatherby
Diving - Lower Keys

Elena Rodriguez
Diving - Upper Keys

Shelly Krueger
Education and Outreach

Holly Raschein
Elected County Official

Will Benson
Fishing - Charter Fishing Flats Guide

Michael Nealis
Fishing - Charter Sports Fishing

Ken Nedimyer
Fishing - Commercial - Marine/Tropical

Justin Bruland
Fishing - Commercial - Shell/Scale

Karen Angle
Fishing - Recreational

Erinn Muller
Research and Monitoring

Kelly Cox
South Florida Ecosystem Restoration

Diane Silvia
Submerged Cultural Resources

Andy Newman
Tourism - Lower Keys

Lisa Mongella
Tourism - Upper Keys

Non-Voting Members

Florida DEP

FWC Dept. Law Enforcement

FWC FWRI

NOAA, NMFS, SE Region

NOAA, Office of General Counsel

SE Region

NOAA, Office of Law Enforcement

National Park Service

U.S. Coast Guard

U.S. EPA

U.S.F.W.S.

U.S. Navy

Islamorada, Village of Islands

City of Key Colony Beach

City of Key West

City of Laysan

City of Marathon



Sanctuary Advisory Council
Florida Keys National Marine Sanctuary
33 East Quay Road
Key West, FL 33040
(305) 809-4700

August 30, 2022

Mayor Howie Grimm Jr.
City of Everglades
102 Copeland Ave. N, Box 110
Everglades City, FL 34139-0110

Re: Transmittal of Florida Keys National Marine Sanctuary Advisory Council resolution in support of swift progress on Florida mainland wastewater treatment system upgrades affecting waters of the state of Florida including the Florida Keys National Marine Sanctuary.

Dear Mr. Grimm Jr.,

I respectfully request your review of the enclosed resolution, which I am sending on behalf of the Florida Keys National Marine Sanctuary Advisory Council. This resolution was unanimously passed at the council's June 21, 2022 meeting.

Sanctuary Advisory Councils are community-based advisory groups established to provide advice and recommendations to the superintendents of the national marine sanctuaries and marine national monuments. Councils participate in the development of management plans, serve as liaisons between the community and sanctuaries, and provide advice on the management and protection of the sanctuary. Florida Keys National Marine Sanctuary Advisory Council members represent boating, conservation and environment, diving, education and outreach, South Florida ecosystem restoration, fishing (commercial and recreational), elected county government, submerged cultural resources, research and monitoring, tourism and the community at large.

Thank you for your time and consideration.

Sincerely,

George Garrett
Chair, Florida Keys National Marine Sanctuary Advisory Council

Voting Members

George Garrett
Citizen at Large – Middle Keys
Chair

Ben Daughtry
Conservation and Environment
Vice-Chair

Ken Reda Boating
Industry

Mimi Stafford
Citizen at Large – Lower Keys

Suzy Roebing
Citizen at Large – Upper Keys

Jerry Lorenz
Conservation and Environment

Joe Weatherby
Diving – Lower Keys

Elena Rodriguez
Diving – Upper Keys

Shelly Krueger
Education and Outreach

Holly Raschein
Elected County Official

Will Benson
Fishing – Charter Fishing Flats Guide

Michael Nealis
Fishing – Charter Sports Fishing

Ken Nedimyer
Fishing – Commercial – Marine/Tropical

Justin Bruland
Fishing – Commercial – Shell/Scale

Keran Angle
Fishing – Recreational

Erinn Muller
Research and Monitoring

Kelly Cox
South Florida Ecosystem Restoration

Diane Silvia
Submerged Cultural Resources

Andy Newman
Tourism – Lower Keys

Lisa Mongellia
Tourism – Upper Keys

Non-Voting Members

Florida DEP

FWC Dept. Law Enforcement

FWC FWRI

NOAA, NMFS, SE Region

NOAA, Office of General Counsel

SE Region

NOAA, Office of Law Enforcement

National Park Service

U.S. Coast Guard

U.S. EPA

U.S.F.W.S.

U.S. Navy

Islamorada, Village of Islands

City of Key Colony Beach

City of Key West

City of Layton

City of Marathon



Sanctuary Advisory Council
Florida Keys National Marine Sanctuary
33 East Quay Road
Key West, FL 33040
(305) 809-4700

The following Florida Keys National Marine Sanctuary Advisory Council resolution passed June 21, 2022 with 15 voting members present, all in favor.

Resolution of the Florida Keys National Marine Sanctuary Advisory Council in Support of Swift Progress on Florida Mainland Wastewater Treatment System Upgrades Affecting Waters of the State of Florida Including the Florida Keys National Marine Sanctuary

WHEREAS, the Florida Keys National Marine Sanctuary harbors a unique and valuable tropical marine ecosystem, including the only barrier coral reef in the continental United States, and

WHEREAS, in 1990 the United States Congress established the Florida Keys National Marine Sanctuary and Protection Act to protect the resources of the area, to educate and interpret for the public regarding the Florida Keys marine environment, and to manage human uses of the Sanctuary consistent with the Act, and

WHEREAS, the "Condition Report 2011 for the Florida Keys National Marine Sanctuary," the most recent document of its kind, classified Sanctuary water quality as "fair" or "fair/poor" and not improving, biologically structured habitats (e.g., coral reefs and seagrass beds) as "fair/poor" and declining, biodiversity as "fair/poor" and declining, and key species (e.g., corals) as "poor" and not improving, and this was before onset of the devastating Stony Coral Tissue Loss Disease, and

WHEREAS, the Florida Keys National Marine Sanctuary and Protection Act also established the Sanctuary's Water Quality Protection Program to identify and implement priority corrective actions within a compliance schedule to address point and nonpoint sources of pollution to maintain the chemical, physical, and biological integrity of the Sanctuary, and

WHEREAS, the Water Quality Protection Program has identified inadequate wastewater treatment as a critical threat to the Sanctuary due to excessive nutrients which can drive and exacerbate algae blooms known to adversely impact benthic environments like seagrass meadows and coral reefs, harmful bacteria and other pathogens, and Emerging Contaminants of Concern, and

WHEREAS, Monroe County Wastewater Legislation, Florida Statute Chapter 99-395 required Florida Keys municipalities and wastewater utilities to provide Advanced Wastewater Treatment or Best Available Treatment (AWT / BAT) by 2015 and, to date more than 25,000 septic tanks and cesspits have been eliminated and residents have AWT / BAT wastewater treatment available after a significant investment of nearly \$1 billion to improve water quality in the Florida Keys, and

WHEREAS, the South Florida region's estuarine and marine waters, including the Florida Keys, Florida Bay, the Southwest Florida shelf, and coastal waters off the Southeast Florida mainland, are connected by water currents as clearly evidenced by the spread of Stony Coral Tissue Loss Disease from its origin in Miami in 2014 through the entirety of Florida's Coral Reef, and

WHEREAS, the Florida Keys National Marine Sanctuary and Protection Act also established the Sanctuary Advisory Council comprised of sanctuary managers, members of government agencies with overlapping management responsibilities for the Florida Keys environment, and representatives of local industries, commercial users, conservation groups, the marine scientific and educational community, recreational user groups, or the general public to assist in the development and implementation of the comprehensive management plan for the Sanctuary, and



Sanctuary Advisory Council
Florida Keys National Marine Sanctuary
33 East Quay Road
Key West, FL 33040
(305) 809-4700

WHEREAS, the Sanctuary Advisory Council and the Water Quality Protection Program Steering Committee established the Florida Keys and South Florida Ecosystem Connectivity Team for the purpose of facilitating multi-agency and stakeholder collaboration related to Everglades restoration and other regional issues of importance to water quality, habitats, and living marine resources of the Sanctuary including sources of wastewater from the Florida mainland, and

WHEREAS, local governments across the state, including City of Arcadia, City of Everglades, City of Fort Myers, City of Cape Coral, City of Naples, Lee County, and Sarasota County have already designed or are currently designing and implementing upgrades to their wastewater treatment systems, and

WHEREAS, Florida's Ocean Outfall Legislation, Florida Statutes Chapter 2008-232 and 2013-31, requires Miami-Dade County and Broward County to eliminate wastewater discharges through ocean outfalls, convert wastewater treatment plants to Advanced Wastewater Treatment technology, and reuse wastewater by 2025, but the counties are not on track to meet these requirements, and

WHEREAS, the USEPA provides low-cost loans administered by the State to municipalities and wastewater utilities to improve wastewater infrastructure through the State Revolving Fund, now

THEREFORE, BE IT RESOLVED that the Florida Keys National Marine Sanctuary Advisory Council:

1. Expresses the strongest possible support for Florida municipalities, counties, and wastewater utilities completing upgrades of wastewater treatment systems that employ Advanced Wastewater Treatment and Best Available Technology for disposal of resulting wastewater including monitoring of the impacts of reused water on the environment, and ultimately reducing flows of nutrients, harmful bacteria and other pathogens, and Emerging Contaminants of Concern through the South Florida ecosystem and into the receiving waters of the Sanctuary.
2. Urges Florida Municipalities, counties, and wastewater utilities to consider the State Revolving Fund and other sources of financial support for these purposes.
3. Requests that the Sanctuary Advisory Council Chair forward this resolution along with the Council's appreciation for past efforts to the co-chairs of the Water Quality Protection Program (FDEP and USEPA), City of Arcadia, City of Everglades, City of Fort Myers, City of Cape Coral, City of Naples, Lee County, and Sarasota County, and with a sense of urgency for completion of pending efforts to Miami-Dade County and Broward County.

The Florida Keys National Marine Sanctuary Advisory Council is an interactive liaison between the residents and visitors of the Florida Keys and the staff and management of the FKNMS. The opinions and findings of this publication do not necessarily reflect the position of the Florida Keys National Marine Sanctuary, the National Oceanic and Atmospheric Administration, the Florida Department of Environmental Protection, or the Florida Fish and Wildlife Conservation Commission.

Sponsored by: Garrett

**CITY OF MARATHON, FLORIDA
RESOLUTION 2022-71**

A RESOLUTION BY THE CITY COUNCIL OF THE CITY OF MARATHON, FLORIDA IN SUPPORT OF SWIFT PROGRESS ON FLORIDA MAINLAND WASTEWATER TREATMENT SYSTEM UPGRADES AFFECTING WATERS OF THE STATE OF FLORIDA INCLUDING THE WATERS SURROUNDING THE CITY OF MARATHON AND THE FLORIDA KEYS NATIONAL MARINE SANCTUARY; AND PROVIDING FOR AN EFFECTIVE DATE.

WHEREAS, the waters surrounding the City of Marathon, Florida and Florida Keys National Marine Sanctuary harbors a unique and valuable tropical marine ecosystem, including the only barrier coral reef in the continental United States, and

WHEREAS, in 1990 the United States Congress established the Florida Keys National Marine Sanctuary and Protection Act to protect the resources of the area, to educate and interpret for the public regarding the Florida Keys marine environment, and to manage human uses of the Sanctuary consistent with the Act, and

WHEREAS, the "Condition Report 2011 for the Florida Keys National Marine Sanctuary," the most recent document of its kind, classified Sanctuary water quality as "fair" or "fair/poor" and not improving, biologically structured habitats (e.g., coral reefs and seagrass beds) as "fair/poor" and declining, biodiversity as "fair/poor" and declining, and key species (e.g., corals) as "poor" and not improving, and this was before onset of the devastating Stony Coral Tissue Loss Disease, and

WHEREAS, the Florida Keys National Marine Sanctuary and Protection Act also established the Sanctuary's Water Quality Protection Program to identify and implement priority corrective actions within a compliance schedule to address point and nonpoint sources of pollution to maintain the chemical, physical, and biological integrity of the Sanctuary, and

WHEREAS, the Water Quality Protection Program has identified inadequate wastewater treatment as a critical threat to the Sanctuary due to excessive nutrients which can drive and exacerbate algae blooms known to adversely impact benthic environments like seagrass meadows and coral reefs, harmful bacteria and other pathogens, and Emerging Contaminants of Concern, and

WHEREAS, Monroe County Wastewater Legislation, Florida Statute Chapter 99-395 (currently 403.086 F.S.) required Florida Keys municipalities and wastewater utilities to provide Advanced Wastewater Treatment or Best Available Treatment (AWT / BAT) by 2015 and, to date more than 25,000 septic tanks and cesspits have been eliminated and residents have AWT / BAT

wastewater treatment available after a significant investment of nearly \$1 billion to improve water quality in the Florida Keys, and

WHEREAS, within, the City of Marathon, Florida only those on-site wastewater systems that that are not practical to connect to the City's central wastewater system remain unconnected and those remaining on-site wastewater systems have been individually upgraded to meet the current standards; and

WHEREAS, the City met the statutory requirements of the law by the end of 2010, and

WHEREAS, the South Florida region's estuarine and marine waters, including the Florida Keys, Florida Bay, the Southwest Florida shelf, and coastal waters off the Southeast Florida mainland, are connected by water currents as clearly evidenced by the spread of Stony Coral Tissue Loss Disease from its origin in Miami in 2014 through the entirety of Florida's Coral Reef, and

WHEREAS, the Florida Keys National Marine Sanctuary and Protection Act also established the Sanctuary Advisory Council comprised of sanctuary managers, members of government agencies with overlapping management responsibilities for the Florida Keys environment, and representatives of local industries, commercial users, conservation groups, the marine scientific and educational community, recreational user groups, or the general public to assist in the development and implementation of the comprehensive management plan for the Sanctuary, and

WHEREAS, the Sanctuary Advisory Council and the Water Quality Protection Program Steering Committee established the Florida Keys and South Florida Ecosystem Connectivity Team for the purpose of facilitating multi-agency and stakeholder collaboration related to Everglades restoration and other regional issues of importance to water quality, habitats, and living marine resources of the Sanctuary including sources of wastewater from the Florida mainland, and

WHEREAS, local governments across the state, including City of Arcadia, City of Everglades, City of Fort Myers, City of Cape Coral, City of Naples, Lee County, and Sarasota County have already designed or are currently designing and implementing upgrades to their wastewater treatment systems, and

WHEREAS, the Florida Statutes 403.086 (10) requires the elimination of surface water discharge of domestic wastewater on a dependent time frame by no later than 2025 and the Florida Legislature through Senate Bill SB 64 and H 263 have required that coastal governments which discharge effluent, reclaimed, or reuse water by surface water discharge to eliminate such practices by 2032, but not all of south Florida's local governments are on track to meet these requirements, and

WHEREAS, the USEPA provides low-cost loans administered by the State to municipalities and wastewater utilities to improve wastewater infrastructure through the State Revolving Fund, and

NOW, THEREFORE, BE IT RESOLVED BY THE CITY COUNCIL OF THE CITY OF MARATHON, FLORIDA, THAT:

Section 1. The above recitals are true and correct and incorporated herein.

Section 2. The Council:

1. Expresses the strongest possible support for Florida municipalities, counties, and wastewater utilities completing upgrades of wastewater treatment systems that employ Advanced Wastewater Treatment and Best Available Technology for disposal of resulting wastewater including monitoring of the impacts of reused water on the environment, and ultimately reducing flows of nutrients, harmful bacteria and other pathogens, and Emerging Contaminants of Concern through the South Florida ecosystem and into the receiving waters of the Sanctuary.


2. Urges Florida Municipalities, counties, and wastewater utilities to consider the State Revolving Fund and other sources of financial support for these purposes.

Section 3. The City Clerk is requested to transmit this Resolution to the Superintendent of the FKNMS, to the Region IV Administrator of the USEPA, to Governor, Ron DeSantis, to the Secretary of the Florida Department of Environmental Protection to and to appropriate county and municipal governments of South Florida.

Section 4. This Resolution shall become effective upon adoption.

PASSED AND APPROVED BY THE CITY COUNCIL OF THE CITY OF MARATHON, FLORIDA, THIS 12TH DAY OF JULY, 2022.

THE CITY OF MARATHON, FLORIDA



John Bartus, Mayor

AYES: Cook, Gonzalez, Still, Zieg, Bartus
NOES: None
ABSENT: None
ABSTAIN: None

ATTEST:

Diane Clavier

Diane Clavier, City Clerk

(City Seal)

APPROVED AS TO FORM AND LEGALITY FOR THE USE AND RELIANCE OF THE
CITY OF MARATHON, FLORIDA ONLY:

Steve Williams

Steve Williams, City Attorney

FYI

The Florida Department of Transportation, District One, is pleased to officially transmit the Adopted Work Program for FY2023- FY2027. This document was made possible through the partnership with our M/TPOs, Counties, and Municipalities. A significant vetting process was followed prior to the adoption of this document by the State Legislature during the 2022 legislative session, which is identified below. The document was adopted by Governor DeSantis and subsequently by the Florida Department of Transportation Secretary, Jared W. Perdue in July 2022.

The Draft Tentative Work Program was made available to the M/TPO's in District One during the month of October 2021. An ePublic Hearing was held during the week of October 25, 2021, through October 29, 2021, with a face-to-face meeting on October 27, 2021. No changes to the Draft Tentative Work Program resulted from these series of Public Hearings and presentations.

The Metropolitan/Transportation Planning Organizations received copies of the Draft Tentative Work Program for FY2023 – FY2027 in October of 2021. Comments were requested to be sent back to District One by October 29th, 2021. No changes to the Tentative Work Program resulted from these comments.

If you should have any questions or concerns, please contact:

H. Wayne Gaither

Southwest Area Office Director

Office: 239-225-1971

Email: wayne.gaither@dot.state.fl.us

Sincerely,

L. K. Nandam, P. E.

District Secretary

Florida Department of Transportation District 1

Phone: (863) 519-2201

Cell: (863) 640-5049

l.nandam@dot.state.fl.us

The Florida Department of Transportation, District One, is pleased to officially transmit the Adopted Work Program for FY2023- FY2027. This document was made possible through the partnership with our M/TPOs, Counties, and Municipalities. A significant vetting process was followed prior to the adoption of this document by the State Legislature during the 2022 legislative session, which is identified below. The document was adopted by Governor DeSantis and subsequently by the Florida Department of Transportation Secretary, Jared W. Perdue in July 2022.

The Draft Tentative Work Program was made available to the M/TPO's in District One during the month of October 2021. An ePublic Hearing was held during the week of October 25, 2021, through October 29, 2021, with a face-to-face meeting on October 27, 2021. No changes to the Draft Tentative Work Program resulted from these series of Public Hearings and presentations.

The Metropolitan/Transportation Planning Organizations received copies of the Draft Tentative Work Program for FY2023 – FY2027 in October of 2021. Comments were requested to be sent back to District One by October 29th, 2021. No changes to the Tentative Work Program resulted from these comments.

If you should have any questions or concerns, please contact:

H. Wayne Gaither

Southwest Area Office Director

Office: 239-225-1971

Email: wayne.gaither@dot.state.fl.us

Sincerely,

L. K. Nandam, P. E.

District Secretary

Florida Department of Transportation District 1

Phone: (863) 519-2201

Cell: (863) 640-5049

l.nandam@dot.state.fl.us

Celebrating **SAFE** **COMMUNITIES** **2022**



Celebrate your safe community with the Collier County Sheriff's Office!

SOUTH NAPLES / EVERGLADES CITY - DISTRICT 5

Tuesday, Oct. 11, 2022, 6 p.m. to 8 p.m.

McLeod Park, 208 South Copeland Avenue, Everglades City

GOLDEN GATE - DISTRICT 2

Monday, Oct. 10, 2022, 5 p.m. to 8 p.m., Cornerstone Church, 8200 Immokalee Road

GOLDEN GATE ESTATES - DISTRICT 4

Tuesday, Oct. 11, 2022, 5:30 p.m. to 8 p.m., Big Corkscrew Island Regional Park, 810 39th Avenue NE

NORTH NAPLES - DISTRICT 1

Wednesday, Oct. 12, 2022, 5 p.m. to 8 p.m., Vanderbilt Presbyterian Church, 1225 Piper Boulevard

IMMOKALEE - DISTRICT 8

Thursday, Oct. 13, 2022, 6 p.m. to 8 p.m., North Park in Ava Maria, 4010 Anthem Parkway

EAST NAPLES - DISTRICT 3

Friday, Oct. 14, 2022, 6 p.m. to 8:30 p.m., Sugden Regional Park, 4284 Avalon Drive

We are celebrating the fight against crime by hosting free events and activities that bring neighborhoods, communities, businesses, and law enforcement together.



Collier County Sheriff's Office

SHERIFF KEVIN RAMBOSK

Emergency 911

NON Emergency 239-252-9300

www.colliersheriff.org

